

Contract Routing Form

ROUTING: Routine

printed on: 01/23/2017

Contract between: Capitol Underground Inc
 and Dept. or Division: Engineering Division
 Name/Phone Number:

Project: East &
 West Main Street, South Carroll Street and South
 Pi
 nckney Street Assessment District - 2017

Contract No.: 7803
 Enactment No.: RES-17-00080
 Dollar Amount: 2,504,140.00

File No.: 45480
 Enactment Date: 01/20/2017

(Please DATE before routing)

Signatures Required	Date Received	Date Signed
City Clerk	1/23/17	1/23/17
Director of Civil Rights	1.24.17	2.2.17
Risk Manager	2.3.17	2/6/17
Finance Director	2.6.17	2-6-17 RW
City Attorney	152 2-7-17	2-8-17
Mayor	2.8.17	2.9.17

Please return signed Contracts to the City Clerk's Office
 Room 103, City-County Building for filing.

Original + 2 Copies

01/23/2017 11:21:24 enknb - Jim Wolfe- 266-4099

Dis Rights: OK / ~~N/A~~ / Problem - Hold
 Prev Wage: ~~AA~~ / Agency / No
 Contract Value: _____
 AA Plan: Approved
 Amendment / Addendum # _____
 Type: POS / Dvlp / Sbdv / Gov't /
 Grant / PW Goal / Loan / Agrmt



Legislation Details (With Text)

File #: 45480 **Version:** 1 **Name:** Awarding Public Works Contract No. 7803, East & West Main Street, South Carroll Street and South Pinckney Street Assessment District - 2017.

Type: Resolution **Status:** Passed

File created: 12/19/2016 **In control:** BOARD OF PUBLIC WORKS

On agenda: 1/17/2017 **Final action:** 1/17/2017

Enactment date: 1/20/2017 **Enactment #:** RES-17-00080

Title: Awarding Public Works Contract No. 7803, East & West Main Street, South Carroll Street and South Pinckney Street Assessment District - 2017.

Sponsors: BOARD OF PUBLIC WORKS

Indexes:

Code sections:

Attachments: 1. Contract 7803.pdf

Date	Ver.	Action By	Action	Result
1/17/2017	1	COMMON COUNCIL	Adopt	Pass
1/4/2017	1	BOARD OF PUBLIC WORKS		
12/19/2016	1	Engineering Division	Refer	

In the adopted 2017 capital budget Engineering-Major Streets has budgeted \$2,045,000 for the reconstruction of concrete pavement on the Capitol Square via the Capitol Square Pavement Replacement project (MUNIS 11429). Funding is provided by TIF proceeds from TID 32 and funding from the associated Utilities for those project components.

The proposed resolution awards the contract at a total estimated cost of \$2,504,140.

MUNIS:

- 11429-402-170:54410(91350) - \$1,641,400.00
- 11429-402-174:54445(91345) - \$36,260.00
- 11429-84-174:54445(91345) - \$3,640.00
- 11429-83-173:54445(91345) - \$240,960.00
- 11429-86-179:54445(91360) - \$439,170.00
- 11429-402-176:54430(96882) - \$101,880.00
- 11429-402-177:54435(91232) - \$36,690.00
- 2130-82300571-54330(91384) - \$2,530.00
- 2130-82300571-54810(91384) - \$1,610.00

Awarding Public Works Contract No. 7803, East & West Main Street, South Carroll Street and South Pinckney Street Assessment District - 2017.

BE IT RESOLVED, that the following low bids for miscellaneous improvements be accepted and that the Mayor and City Clerk be and are hereby authorized and directed to enter into a contract with the low bidders contained herein, subject to the Contractor's compliance with Section 39.02 of the Madison General Ordinances concerning compliance with the Affirmative Action provisions **and subject to the Contractor's compliance with Section 33.07 of the Madison General Ordinances regarding Best Value Contracting:**


SDR

PROJECT	CONTRACTOR	AMOUNT OF BID
---------	------------	---------------

CONTRACT NO. 7803
 EAST & WEST MAIN STREET, SOUTH CARROLL STREET AND SOUTH PINCKNEY STREET ASSESSMENT
 DISTRICT - 2017

CAPITOL UNDERGROUND, INC. \$2,318,642.70

Acct. No. 11429-402-170:54410(91350)	\$1,519,810.50
Contingency 8%±	<u>121,589.50</u>
Sub Total	\$1,641,400.00
Acct. No. 11429-402-174:54445(91345)	\$33,575.70
Contingency 8%±	<u>2,684.30</u>
Sub Total	\$36,260.00
Acct. No. 11429-84-174:54445(91345)	\$3,366.30
Contingency 8%±	<u>273.70</u>
Sub Total	\$3,640.00
Acct. No. 11429-83-173:54445(91345)	\$223,113.23
Contingency 8%±	<u>17,846.77</u>
Sub Total	\$240,960.00
Acct. No. 11429-86-179:54445(91360)	\$406,635.17
Contingency 8%±	<u>32,534.83</u>
Sub Total	\$439,170.00
Acct. No. 11429-402-176:54430(96882)	\$94,334.80
Contingency 8%±	<u>7,545.20</u>
Sub Total	\$101,880.00
Acct. No. 11429-402-177:54435(91232)	\$33,975.70
Contingency 8%±	<u>2,714.30</u>
Sub Total	\$36,690.00
Acct. No. 2130-82300571-54330(91384)	\$2,339.30
Contingency 8%±	<u>190.70</u>
Sub Total	\$2,530.00
Acct. No. 2130-82300571-54810(91384)	\$1,492.00
Contingency 8%±	<u>118.00</u>
Sub Total	\$1,610.00
GRAND TOTAL	<u>\$2,504,140.00</u>



Wisconsin Office of the Commissioner of Insurance Active Company Appointment List for Licensee

Agent Information

Licensee Name: JOHN W WALSH
 License Number: 0000285241
 NPN: 285241
 Report Date: 01/10/2017

Active Appointments

Company Name	Company Number	NAIC Number	License type	LOA	Appointment Date
ACE American Insurance Company	110687	22667	INTERMEDIARY (AGENT) INDIVIDUAL	Accident & Health	11/30/2004
ACE American Insurance Company	110687	22667	INTERMEDIARY (AGENT) INDIVIDUAL	Property	11/30/2004
ACE American Insurance Company	110687	22667	INTERMEDIARY (AGENT) INDIVIDUAL	Casualty	11/30/2004
ACUITY, A Mutual Insurance Company	110729	14184	INTERMEDIARY (AGENT) INDIVIDUAL	Property	02/12/2001
ACUITY, A Mutual Insurance Company	110729	14184	INTERMEDIARY (AGENT) INDIVIDUAL	Casualty	02/12/2001
American Casualty Company of Reading, Pennsylvania	111609	20427	INTERMEDIARY (AGENT) INDIVIDUAL	Casualty	04/22/1974
American Casualty Company of Reading, Pennsylvania	111609	20427	INTERMEDIARY (AGENT) INDIVIDUAL	Property	04/22/1974
American Guarantee and Liability Insurance Company	110543	26247	INTERMEDIARY (AGENT) INDIVIDUAL	Casualty	07/15/1997
American Guarantee and Liability Insurance Company	110543	26247	INTERMEDIARY (AGENT) INDIVIDUAL	Accident & Health	07/15/1997
American Guarantee and Liability Insurance Company	110543	26247	INTERMEDIARY (AGENT) INDIVIDUAL	Property	07/15/1997
American Zurich Insurance Company	111881	40142	INTERMEDIARY (AGENT) INDIVIDUAL	Casualty	07/15/1997
American Zurich Insurance Company	111881	40142	INTERMEDIARY (AGENT) INDIVIDUAL	Accident & Health	07/15/1997
American Zurich Insurance Company	111881	40142	INTERMEDIARY (AGENT) INDIVIDUAL	Property	07/15/1997
Amerisure Insurance Company	110912	19488	INTERMEDIARY (AGENT) INDIVIDUAL	Casualty	02/17/2016
Amerisure Insurance Company	110912	19488	INTERMEDIARY (AGENT) INDIVIDUAL	Property	02/17/2016
Amerisure Mutual Insurance Co	110826	23396	INTERMEDIARY (AGENT) INDIVIDUAL	Property	02/17/2016
Amerisure Mutual Insurance Co	110826	23396	INTERMEDIARY (AGENT) INDIVIDUAL	Casualty	02/17/2016
Amerisure Partners Insurance Company	110297	11050	INTERMEDIARY (AGENT) INDIVIDUAL	Casualty	02/17/2016
Amerisure Partners Insurance Company	110297	11050	INTERMEDIARY (AGENT) INDIVIDUAL	Property	02/17/2016
Arch Insurance Company	111572	11150		Casualty	02/09/2004

			INTERMEDIARY (AGENT) INDIVIDUAL		
Zurich American Insurance Company	111487	16535	INTERMEDIARY (AGENT) INDIVIDUAL	Accident & Health	07/15/1997
Zurich American Insurance Company	111487	16535	INTERMEDIARY (AGENT) INDIVIDUAL	Property	07/15/1997
Zurich American Insurance Company	111487	16535	INTERMEDIARY (AGENT) INDIVIDUAL	Casualty	07/15/1997
Zurich American Insurance Company of Illinois	111506	27855	INTERMEDIARY (AGENT) INDIVIDUAL	Accident & Health	07/15/1997
Zurich American Insurance Company of Illinois	111506	27855	INTERMEDIARY (AGENT) INDIVIDUAL	Property	07/15/1997
Zurich American Insurance Company of Illinois	111506	27855	INTERMEDIARY (AGENT) INDIVIDUAL	Casualty	07/15/1997

Close

\$2,318,642.70
FILE

BID OF CAPITOL UNDERGROUND, INC.

2016

PROPOSAL, CONTRACT, BOND AND SPECIFICATIONS

FOR

EAST & WEST MAIN STREET, SOUTH CARROLL STREET AND SOUTH
PINCKNEY STREET ASSESSMENT DISTRICT - 2017

CONTRACT NO. 7803

MUNIS NO. 11429

IN

MADISON, DANE COUNTY, WISCONSIN

AWARDED BY THE COMMON COUNCIL
MADISON, WISCONSIN ON JANUARY 17, 2017

CITY ENGINEERING DIVISION
1600 EMIL STREET
MADISON, WISCONSIN 53713

<https://bidexpress.com/login>

**EAST & WEST MAIN STREET, SOUTH CARROLL STREET AND SOUTH
PINCKNEY STREET ASSESSMENT DISTRICT - 2017
CONTRACT NO. 7803**

INDEX

SECTION A: ADVERTISEMENT FOR BIDS AND INSTRUCTIONS TO BIDDERS.....A-1
SECTION B: PROPOSAL SECTION.....B-1
SECTION C: SMALL BUSINESS ENTERPRISEC-1
SECTION D: SPECIAL PROVISIONS.....D-1
SECTION E: BIDDER'S ACKNOWLEDGEMENT.....E-1
SECTION F: DISCLOSURE OF OWNERSHIP & BEST VALUE CONTRACTING.....F-1
SECTION G: BID BONDG-1
SECTION H: AGREEMENT.....H-1
SECTION I: PAYMENT AND PERFORMANCE BONDI-1
SECTION J: PREVAILING WAGE RATES.....J-1

This Proposal, and Agreement have
been prepared by:

**CITY ENGINEERING DIVISION
CITY OF MADISON
MADISON, DANE COUNTY, WISCONSIN**



Robert F. Phillips, P.E., City Engineer

RFP: jw

SECTION A: ADVERTISEMENT FOR BIDS AND INSTRUCTIONS TO BIDDERS

REQUEST FOR BID FOR PUBLIC WORKS CONSTRUCTION CITY OF MADISON, WISCONSIN

A BEST VALUE CONTRACTING MUNICIPALITY

PROJECT NAME:	EAST & WEST MAIN STREET, SOUTH CARROLL STREET AND SOUTH PINCKNEY STREET ASSESSMENT DISTRICT - 2017
CONTRACT NO.:	7803
SBE GOAL	4%
BID BOND	5%
PRE BID MEETING (1:00 P.M.)	DECEMBER 9, 2016
PREQUALIFICATION APPLICATION DUE (1:00 P.M.)	DECEMBER 9, 2016
BID SUBMISSION (1:00 P.M.)	DECEMBER 16, 2016
BID OPEN (1:30 P.M.)	DECEMBER 16, 2016
PUBLISHED IN WSJ	DECEMBER 2 & 9, 2016

PRE BID MEETING: Representatives of the Affirmative Action Department will be present to discuss the Small Business Enterprise requirements at 1600 Emil Street, Madison Wisconsin.

PREQUALIFICATION APPLICATION: Forms are available on our website, www.cityofmadison.com/business/pw/forms.cfm. If not currently prequalified in the categories listed in Section A, an amendment to your Prequalification will need to be submitted prior to the same due date. Postmark is not applicable.

BIDS TO BE SUBMITTED by hand to 1600 EMIL ST., MADISON, WI 53713 or online at www.bidexpress.com.

THE BID OPENING is at 1600 EMIL ST., MADISON, WI 53713.

STANDARD SPECIFICATIONS

The City of Madison's Standard Specifications for Public Works Construction - 2016 Edition, as supplemented and amended from time to time, forms a part of these contract documents as if attached hereto.

These standard specifications are available on the City of Madison Public Works website, www.cityofmadison.com/Business/PW/specs.cfm.

The Contractor shall review these Specifications prior to preparation of proposals for the work to be done under this contract, with specific attention to Article 102, "BIDDING REQUIREMENTS AND CONDITIONS" and Article 103, "AWARD AND EXECUTION OF THE CONTRACT." For the convenience of the bidder, below are highlights of three subsections of the specifications.

SECTION 102.1: PRE-QUALIFICATION OF BIDDERS

In accordance with Wisconsin State Statutes 66.0901 (2) and (3), all bidders must submit to the Board of Public Works proof of responsibility on forms furnished by the City. The City requires that all bidders be qualified on a biennial basis.

Bidders must present satisfactory evidence that they have been regularly engaged in the type of work specified herein and they are fully prepared with necessary capital, materials, machinery and supervisory personnel to conduct the work to be contracted for to the satisfaction of the City. All bidders must be pre-qualified by the Board of Public Works for the type of construction on which they are bidding prior to the opening of the bid.

In accordance with Section 39.02(9)(a)l. of the General Ordinances, all bidders shall submit in writing to the Affirmative Action Division Manager of the City of Madison, a Certificate of Compliance or an Affirmative Action Plan at the same time or prior to the submission of the proof of responsibility forms.

The bidder shall be disqualified if the bidder fails to or refuses to, prior to opening of the bid, submit a Certificate of compliance, Affirmative Action Plan or Affirmative Action Data Update, as applicable, as defined by Section 39.02 of the General Ordinances (entitled Affirmative Action) and as required by Section 102.11 of the Standard Specifications.

SECTION 102.4 PROPOSAL

No bid will be accepted that does not contain an adequate or reasonable price for each and every item named in the Schedule of Unit Prices.

A lump sum bid for the work in accordance with the plans and specifications is required. The lump sum bid must be the same as the total amounts bid for the various items and it shall be inserted in the space provided.

All papers bound with or attached to the proposal form are considered a part thereof and must not be detached or altered when the proposal is submitted. The plans, specifications and other documents designated in the proposal form will be considered a part of the proposal whether attached or not.

A proposal submitted by an individual shall be signed by the bidder or by a duly authorized agent. A proposal submitted by a partnership shall be signed by a member/partner or by a duly authorized agent thereof. A proposal submitted by a corporation shall be signed by an authorized officer or duly authorized registered agent of such corporation, and the proposal shall show the name of the State under the laws of which such corporation was chartered. The required signatures shall in all cases appear in the space provided thereof on the proposal.

Each proposal shall be placed, together with the proposal guaranty, in a sealed envelope, so marked as to indicate name of project, the contract number or option to which it applies, and the name and address of the Contractor or submitted electronically through Bid Express (www.bidexpress.com). Proposals will be accepted at the location, the time and the date designated in the advertisement. Proposals received after the time and date designated will be returned to the bidder unopened.

The Bidder shall execute the Disclosure of Ownership form. REFER TO SECTION F.

SECTION 102.5: BID DEPOSIT (PROPOSAL GUARANTY)

All bids, sealed or electronic, must be accompanied with a Bid Bond equal to at least 5% of the bid or a Certificate of Annual/Biennial Bid Bond or certified check, payable to the City Treasurer. Bid deposit of the successful bidders shall be returned within forty-eight (48) hours following execution of the contract and bond as required.

PREVAILING WAGE RATES

Prevailing Wage Rates may be required and are attached in Section J of the contract. See Special Provisions to determine applicability.

MINOR DISCREPENCIES

Bidder is responsible for submitting all forms necessary for the City to determine compliance with State and City bidding requirements. Notwithstanding any language to the contrary contained herein, the City may exercise its discretion to allow bidders to correct or supplement submissions after bid opening, if the minor discrepancy, bid irregularity or omission is insignificant and not one related to price, quality, quantity, time of completion or performance of the contract.

Bidders for this Contract(s) must be Pre-Qualified for at least one of the following type(s) of construction denoted by an

Building Demolition

- 101 Asbestos Removal
- 120 House Mover

- 110 Building Demolition

Street, Utility and Site Construction

- 201 Asphalt Paving
- 205 Blasting
- 210 Boring/Pipe Jacking
- 215 Concrete Paving
- 220 Con. Sidewalk/Curb & Gutter/Misc. Flat Work
- 221 Concrete Bases and Other Concrete Work
- 222 Concrete Removal
- 225 Dredging
- 230 Fencing
- 235 Fiber Optic Cable/Conduit Installation
- 240 Grading and Earthwork
- 241 Horizontal Saw Cutting of Sidewalk
- 242 Infrared Seamless Patching
- 245 Landscaping, Maintenance
- 250 Landscaping, Site and Street
- 251 Parking Ramp Maintenance
- 252 Pavement Marking
- 255 Pavement Sealcoating and Crack Sealing
- 260 Petroleum Above/Below Ground Storage Tank Removal/Installation
- 262 Playground Installer
- 265 Retaining Walls, Precast Modular Units

- 270 Retaining Walls, Reinforced Concrete
- 275 Sanitary, Storm Sewer and Water Main Construction
- 276 Sawcutting
- 280 Sewer Lateral Drain Cleaning/Internal TV Insp.
- 285 Sewer Lining
- 290 Sewer Pipe Bursting
- 295 Soil Borings
- 300 Soil Nailing
- 305 Storm & Sanitary Sewer Laterals & Water Svc.
- 310 Street Construction
- 315 Street Lighting
- 318 Tennis Court Resurfacing
- 320 Traffic Signals
- 325 Traffic Signing & Marking
- 332 Tree pruning/removal
- 333 Tree, pesticide treatment of
- 335 Trucking
- 340 Utility Transmission Lines including Natural Gas, Electrical & Communications
- 399 Other _____

Bridge Construction

- 501 Bridge Construction and/or Repair

Building Construction

- 401 Floor Covering (including carpet, ceramic tile installation, rubber, VCT)
- 402 Building Automation Systems
- 403 Concrete
- 404 Doors and Windows
- 405 Electrical - Power, Lighting & Communications
- 410 Elevator - Lifts
- 412 Fire Suppression
- 413 Furnishings - Furniture and Window Treatments
- 415 General Building Construction, Equal or Less than \$250,000
- 420 General Building Construction, \$250,000 to \$1,500,000
- 425 General Building Construction, Over \$1,500,000
- 428 Glass and/or Glazing
- 429 Hazardous Material Removal
- 430 Heating, Ventilating and Air Conditioning (HVAC)
- 433 Insulation - Thermal
- 435 Masonry/Tuck pointing

- 437 Metals
- 440 Painting and Wallcovering
- 445 Plumbing
- 450 Pump Repair
- 455 Pump Systems
- 460 Roofing and Moisture Protection
- 464 Tower Crane Operator
- 461 Solar Photovoltaic/Hot Water Systems
- 465 Soil/Groundwater Remediation
- 466 Warning Sirens
- 470 Water Supply Elevated Tanks
- 475 Water Supply Wells
- 480 Wood, Plastics & Composites - Structural & Architectural
- 499 Other _____

State of Wisconsin Certifications

- 1 Class 5 Blaster - Blasting Operations and Activities 2500 feet and closer to inhabited buildings for quarries, open pits and road cuts.
- 2 Class 6 Blaster - Blasting Operations and Activities 2500 feet and closer to inhabited buildings for trenches, site excavations, basements, underwater demolition, underground excavations, or structures 15 feet or less in height.
- 3 Class 7 Blaster - Blasting Operations and Activities for structures greater than 15' in height, bridges, towers, and any of the objects or purposes listed as "Class 5 Blaster or Class 6 Blaster".
- 4 Petroleum Above/Below Ground Storage Tank Removal and Installation (Attach copies of State Certifications.)
- 5 Hazardous Material Removal (Contractor to be certified for asbestos and lead abatement per the Wisconsin Department of Health Services, Asbestos and Lead Section (A&LS).) See the following link for application: www.dhs.wisconsin.gov/Asbestos/Cert. State of Wisconsin Performance of Asbestos Abatement Certificate must be attached.
- 6 Certification number as a Certified Arborist or Certified Tree Worker as administered by the International Society of Arboriculture
- 7 Pesticide application (Certification for Commercial Applicator For Hire with the certification in the category of turf and landscape (3.0) and possess a current license issued by the DATCP)
- 8 State of Wisconsin Master Plumbers License.

SECTION B: PROPOSAL

Please refer to the
Bid Express Website
at <https://bidexpress.com>
look up contract number
and go to
Section B: Proposal Page

You can access all City of Madison bid solicitations for FREE at www.bidexpress.com

Click on the "Register for Free" button and follow the instructions to register your company and yourself. You will be asked for a payment subscription preference, since you may wish to bid online someday. Simply choose the method to pay on a 'per bid' basis. This requires no payment until / unless you actually bid online. You can also choose the monthly subscription plan at this time. You will, however, be asked to provide payment information. Remember, you can change your preference at anytime. You will then be able to complete your free registration and have full access to the site. Your free access does not require completion of the 'Digital ID' process, so you will have instant access for viewing and downloading. To be prepared in case you ever do wish to bid online, you may wish to establish your digital ID also, since you cannot bid without a Digital ID.

If you have any problems with the free registration process, you can call the bidexpress help team, toll free at 1-888-352-2439 (option 1, option1).

SECTION C: SMALL BUSINESS ENTERPRISE

Instructions to Bidders City of Madison SBE Program Information

2 Small Business Enterprise (SBE) Program Information

2.1 Policy and Goal

The City of Madison reaffirms its policy of nondiscrimination in the conduct of City business by maintaining a procurement process which remains open to all who have the potential and ability to sell goods and services to the City. It is the policy of the City of Madison to allow Small Business Enterprises (SBE) maximum feasible opportunity to participate in City of Madison contracting. The bidder acknowledges that its bid has been submitted in accordance with the SBE program and is for the public's protection and welfare.

Please refer to the "ADVERTISEMENT FOR BIDS" for the goal for the utilization of SBEs on this project. SBEs may participate as subcontractors, vendors and/or suppliers, which provide a commercially useful function. The dollar value for SBE suppliers or 'materials only' vendors shall be discounted to 60% for purposes of meeting SBE goals.

A bidder which achieves or exceeds the SBE goal will be in compliance with the SBE requirements of this project. In the event that the bidder is unable to achieve the SBE goal, the bidder must demonstrate that a good faith effort to do so was made. Failure to either achieve the goal or demonstrate a good faith effort to do so will be grounds for the bidder being deemed a non-responsible contractor ineligible for award of this contract.

A bidder may count towards its attainment of the SBE goal only those expenditures to SBEs that perform a commercially useful function. For purposes of evaluating a bidder's responsiveness to the attainment of the SBE goal, the contract participation by an SBE is based on the percentage of the total base bid proposed by the Contractor. The total base bid price is inclusive of all addenda.

Work performed by an SBE firm in a particular transaction can be counted toward the goal only if it involves a commercially useful function. That is, in light of industry practices and other relevant considerations, does the SBE firm have a necessary and useful role in the transaction, of a kind for which there is a market outside the context of the SBE Program, or is the firm's role a superfluous step added in an attempt to obtain credit towards goals? If, in the judgment of the Affirmative Action Division, the SBE firm will not perform a commercially useful function in the transaction, no credit towards goals will be awarded.

The question of whether a firm is performing a commercially useful function is completely separate from the question of whether the firm is an eligible SBE. A firm is eligible if it meets the definitional criteria and ownership and control requirements, as set forth in the City of Madison's SBE Program.

If the City of Madison determines that the SBE firm is performing a commercially useful function, then the City of Madison must then decide what that function is. If the commercially useful function is that of an SBE vendor / supplier that regularly transacts business with the respective product, then the City of Madison will count 60% of the value of the product supplied toward SBE goals.

To be counted, the SBE vendor / supplier must be engaged in selling the product in question to the public. This is important in distinguishing an SBE vendor / supplier, which has a regular trade with a variety of customers, from a firm which performs supplier-like functions on an ad hoc basis or for only one or two contractors with whom it has a special relationship.

A supplier of bulk goods may qualify as an eligible SBE vendor / supplier if it either maintains an inventory or owns or operates distribution equipment. With respect to the distribution equipment; e.g., a fleet of trucks, the term "operates" is intended to cover a situation in which the supplier leases the equipment on a regular basis for its entire business. It is not intended to cover a situation in which the firm simply provides drivers for trucks owned or leased by another party; e.g., a prime contractor, or leases such a party's trucks on an ad hoc basis for a specific job.

If the commercially useful function being performed is not that of a qualified SBE vendor / supplier, but rather that of delivery of products, obtaining bonding or insurance, procurement of personnel, acting as a broker or manufacturer's representative in the procurement of supplies, facilities, or materials, etc., only the fees or commissions will apply towards the goal.

For example, a business that simply transfers title of a product from manufacturer to ultimate purchaser; e. g., a sales representative who re-invoices a steel product from the steel company to the Contractor, or a firm that puts a product into a container for delivery would not be considered a qualified SBE vendor / supplier. The Contractor would not receive credit based on a percentage of the cost of the product for working with such firms.

Concerning the use of services that help the Contractor obtain needed supplies, personnel, materials or equipment to perform a contract: only the fee received by the service provider will be counted toward the goal. For example, use of a SBE sales representative or distributor for a steel company, if performing a commercially useful function at all, would entitle the Contractor receiving the steel to count only the fee paid to the representative or distributor toward the goal. This provision would also govern fees for professional and other services obtained expressly and solely to perform work relating to a specific contract.

Concerning transportation or delivery services: if an SBE trucking company picks up a product from a manufacturer or a qualified vendor / supplier and delivers the product to the Contractor, the commercially useful function it is performing is not that of a supplier, but simply that of a transporter of goods. Unless the trucking company is itself the manufacturer or a qualified vendor / supplier in the product, credit cannot be given based on a percentage of the cost of the product. Rather, credit would be allowed for the cost of the transportation service.

The City is aware that the rule's language does not explicitly mention every kind of business that may contribute work on this project. In administering these programs, the City would, on a case-by-case basis, determine the appropriate counting formula to apply in a particular situation.

2.2 Contract Compliance

Questions concerning the SBE Program shall be directed to the Contract Compliance Officer of the City of Madison Department of Civil Rights, Affirmative Action Division, 210 Martin Luther King, Jr. Blvd., Room 523, Madison, WI 53703; telephone (608) 266-4910.

2.3 Certification of SBE by City of Madison

The Affirmative Action Division maintains a directory of SBEs which are currently certified as such by the City of Madison. Contact the Contract Compliance Officer as indicated in Section 2.2 to receive a copy of the SBE Directory or you may access the SBE Directory online at www.cityofmadison.com/dcr/aaTBDir.cfm.

All contractors, subcontractors, vendors and suppliers seeking SBE status must complete and submit the **Targeted Business Certification Application** to the City of Madison Affirmative Action Division by the time and date established for receipt of bids. A copy of the Targeted Business Certification Application is available by contacting the Contract Compliance Officer at the address and telephone indicated in Section 2.2 or you may access the Targeted Business Certification Application online at www.cityofmadison.com/dcr/aaTBDir.cfm. Submittal of the Targeted Business Certification Application by the time specified does not guarantee that the applicant will be certified as a SBE eligible to be utilized towards meeting the SBE goal for this project.

2.4 Small Business Enterprise Compliance Report

2.4.1 Good Faith Efforts

Bidders shall take all necessary affirmative steps to assure that SBEs are utilized when possible and that the established SBE goal for this project is achieved. A contractor who self performs a portion of the work, and is pre-qualified to perform that category of work, may subcontract that portion of the work, but shall not be required to do so. When a bidder is unable to achieve the established SBE goal, the bidder must demonstrate that a good faith effort to do so was made. Such a good faith effort should include the following:

- 2.4.1.1 Attendance at the pre-bid meeting.
- 2.4.1.2 Using the City of Madison's directory of certified SBEs to identify SBEs from which to solicit bids.
- 2.4.1.3 Assuring that SBEs are solicited whenever they are potential sources.
- 2.4.1.4 Referring prospective SBEs to the City of Madison Affirmative Action Division for certification.
- 2.4.1.5 Dividing total project requirements into smaller tasks and/or quantities, where economically feasible, to permit maximum feasible SBE participation.
- 2.4.1.6 Establishing delivery schedules, where requirements permit, which will encourage participation by SBEs.
- 2.4.1.7 Providing SBEs with specific information regarding the work to be performed.
- 2.4.1.8 Contacting SBEs in advance of the deadline to allow such businesses sufficient time to prepare a bid.
- 2.4.1.9 Utilizing the bid of a qualified and competent SBE when the bid of such a business is deemed reasonable (i.e. 5% above the lowest bidder), although not necessarily low.
- 2.4.1.10 Contacting SBEs which submit a bid, to inquire about the details of the bid and confirm that the scope of the work was interpreted as intended.
- 2.4.1.11 Completion of Cover Page (page C-6), Summary Sheet (page C-7) and SBE Contact Reports (pages C-8 and C9) if applicable.

2.4.2 Reporting SBE Utilization and Good Faith Efforts

The Small Business Enterprise Compliance Report is to be submitted by the bidder with the bid: This report is due by the specified bid closing time and date. Bids submitted without a completed SBE Compliance Report as outlined below may be deemed non-responsible and the bidder ineligible for award of this contract. Notwithstanding any language to the contrary contained herein, the City may exercise its discretion to allow bidders to correct or supplement submissions after bid opening, if the minor discrepancy, bid irregularity or omission is insignificant and not one related to price, quality, quantity, time of completion, performance of the contract, or percentage of SBE utilization.

2.4.2.1 If the Bidder meets or exceeds the goal established for SBE utilization, the Small Business Enterprise Compliance Report shall consist of the following:

2.4.2.1.1 **Cover Page**, Page C-6; and

2.4.2.1.2 **Summary Sheet**, C-7.

2.4.2.2 If the bidder does not meet the goal established for SBE utilization, the Small Business Enterprise Compliance Report shall consist of the following:

2.4.2.2.1 **Cover Page**, Page C-6;

2.4.2.2.2 **Summary Sheet**, C-7; and

2.4.2.2.3 **SBE Contact Report**, C-8 and C-9. (A separate Contact Report must be completed for each applicable SBE which is not utilized.)

2.5 Appeal Procedure

A bidder which does not achieve the established goal and is found non-responsible for failure to demonstrate a good faith effort to achieve such goal and subsequently denied eligibility for award of contract may appeal that decision to the Small Business Enterprises Appeals Committee. All appeals shall be made in writing, and shall be delivered to and received by the City Engineer no later than 4:30 PM on the third business day following the bidder's receipt of the written notification of ineligibility by the Affirmative Action Division Manager. Postmark not acceptable. The notice of appeal shall state the basis for the appeal of the decision of the Affirmative Action Division Manager. The Appeal shall take place in accordance with Madison General Ordinance 33.54.

2.6 SBE Requirements After Award of the Contract

The successful bidder shall identify SBE subcontractors, suppliers and vendors on the subcontractor list in accordance with the specifications. The Contractor shall submit a detailed explanation of any variances between the listing of SBE subcontractors, vendors and/or suppliers on the subcontractor list and the Contractor's SBE Compliance Report for SBE participation.

No change in SBE subcontractors, vendors and/or suppliers from those SBEs indicated in the SBE Compliance Report will be allowed without prior approval from the Engineer and the Affirmative Action Division. The contractor shall submit in writing to the City of Madison Affirmative Action Division a request to change any SBE citing specific reasons which necessitate such a change. The Affirmative Action Division will use a general test of reasonableness in approving or rejecting the contractor's request for change. If the request is approved, the Contractor will make every effort to utilize another SBE if available.

The City will monitor the project to ensure that the actual percentage commitment to SBE firms is carried out.

2.7 SBE Definition and Eligibility Guidelines

A Small Business Enterprise is a business concern awarded certification by the City of Madison. For the purposes of this program a Small Business Enterprise is defined as:

- A. An independent business operated under a single management. The business may not be a subsidiary of any other business and the stock or ownership may not be held by any individual or any business operating in the same or a similar field. In determining whether an entity qualifies as a SBE, the City shall consider all factors relevant to being an independent business including, but not limited to, the date the business was established, adequacy of its resources for the work in which it proposes to involve itself, the degree to which financial, equipment leasing and other relationships exist with other ineligible firms in the same or similar lines of work. SBE owner(s) shall enjoy the customary incidents of ownership and shall share in the risks and profits commensurate with their enjoyment interests, as demonstrated by an examination of the substance rather than form or arrangements that may be reflected in its ownership documents.
- B. A business that has averaged no more than \$4.0 million in annual gross receipts over the prior three year period and the principal owner(s) do not have a personal net worth in excess of \$1.32 million.

Firm and/or individuals that submit fraudulent documents/testimony may be barred from doing business with the City and/or forfeit existing contracts.

SBE certification is valid for one (1) year unless revoked.

SECTION D: SPECIAL PROVISIONS

EAST & WEST MAIN STREET, SOUTH CARROLL STREET AND SOUTH PINCKNEY STREET ASSESSMENT DISTRICT - 2017 CONTRACT NO. 7803

It is the intent of these Special Provisions to set forth the final contractual intent as to the matter involved and shall prevail over the Standard Specifications and plans whenever in conflict therewith. In order that comparisons between the Special Provisions can be readily made, the numbering system for the Special Provisions is equivalent to that of the Specifications.

Whenever in these Specifications the term "Standard Specifications" appears, it shall be taken to refer to the City of Madison Standard Specifications for Public Works Construction and Supplements thereto.

SECTION 102.9: BIDDER'S UNDERSTANDING

Tax Exempt Status: Effective with all contracts executed after January 1, 2016, the sales price from the sale, storage, use or other consumption of tangible personal property that is used in conjunction with a public works improvement for a tax exempt entity (including the City of Madison), is exempt from State sales tax. Said property must become a component of the project owned by the tax exempt entity and includes: any building; shelter; parking lot; parking garage; athletic field; storm sewer; water supply system; or sewerage and waste water treatment facility, but does not include a highway, street or road.

The contractor shall ensure that the exemption for sales and use tax available under Wis. Stat. Sec. 77.54(9m) applies where available. The contractor shall provide all necessary documentation as required by the State of Wisconsin and the City of Madison to comply with this exemption.

SECTION 102.10: PREVAILING WAGE

For this project, payment of prevailing wages (white sheet) shall be required unless the box indicating prevailing wages are not required is checked below.

Prevailing wages shall not be required when this box is checked.

If prevailing wages (white sheets) are required, the wages and benefits paid on the contract shall not be less than those specified in the Prevailing Wage Determination included with these contract documents for the following types of work:

- Building or Heavy Construction
- Sewer, Water, or Tunnel Construction
- Local Street or Miscellaneous Paving Construction
- Residential or Agricultural Construction

When multiple boxes are checked, worker's wages may vary according to the type and area of work performed. It is the responsibility of the Contractor to determine and apply the appropriate wage rate for the specific work assigned.

SECTION 102.12: BEST VALUE CONTRACTING

This Contract shall be considered a Best Value Contract if the Contractor's bid is equal to or greater than \$56,500 for a single trade contract; or equal to or greater than \$277,000 for a multi-trade contract pursuant to MGO 33.07(7).

SECTION 102.14

BAN THE BOX – ARREST AND CRIMINAL BACKGROUND CHECKS
(SEC. 39.08, MGO)

This provision applies to all prime contractors on contracts entered into on or after January 1, 2016, and all subcontractors who are required to meet prequalification requirements under MGO 33.07(7)(I), MGO as of the first time they seek or renew pre-qualification status on or after January 1, 2016. The City will monitor compliance of subcontractors through the pre-qualification process.

- A. Definitions.** For purposes of this section, "Arrest and Conviction Record" includes, but is not limited to, information indicating that a person has been questioned, apprehended, taken into custody or detention, held for investigation, arrested, charged with, indicted or tried for any felony, misdemeanor or other offense pursuant to any law enforcement or military authority.

"Conviction record" includes, but is not limited to, information indicating that a person has been convicted of a felony, misdemeanor or other offense, placed on probation, fined, imprisoned or paroled pursuant to any law enforcement or military authority.

"Background Check" means the process of checking an applicant's arrest and conviction record, through any means.

- B. Requirements.** For the duration of this Contract, the Contractor shall:

1. Remove from all job application forms any questions, check boxes, or other inquiries regarding an applicant's arrest and conviction record, as defined herein.
2. Refrain from asking an applicant in any manner about their arrest or conviction record until after conditional offer of employment is made to the applicant in question.
3. Refrain from conducting a formal or informal background check or making any other inquiry using any privately or publicly available means of obtaining the arrest or conviction record of an applicant until after a conditional offer of employment is made to the applicant in question.
4. Make information about this ordinance available to applicants and existing employees, and post notices in prominent locations at the workplace with information about the ordinance and complaint procedure using language provided by the City.
5. Comply with all other provisions of Sec. 39.08, MGO.

- C. Exemptions:** This section shall not apply when:

1. Hiring for a position where certain convictions or violations are a bar to employment in that position under applicable law, or
2. Hiring a position for which information about criminal or arrest record, or a background check is required by law to be performed at a time or in a manner that would otherwise be prohibited by this ordinance, including a licensed trade or profession where the licensing authority explicitly authorizes or requires the inquiry in question.

To be exempt, Contractor has the burden of demonstrating that there is an applicable law or regulation that requires the hiring practice in question, if so, the contractor is exempt from all of the requirements of this ordinance for the position(s) in question.

ARTICLE 104

SCOPE OF WORK

The work under this contract shall include, but is not limited to, installation of water main and services, sanitary sewer main and laterals, sanitary sewer pipe bursting, storm sewer structures and pipes, curb and gutter, base preparation, concrete pavement, traffic signals and lighting, and sidewalk.

The project limits for the work are on S. Carroll St., Main St. and S. Pinckney St. from W. Washington Ave. to E. Washington Ave. (north side of the Capitol Square). The project is approximately 1850 ft. in length.

The Contractor shall view the site prior to bidding to become familiar with the existing conditions. It will be the responsibility of the Contractor to work with the utilities located in the right of way to resolve conflicts during the construction process.

SECTION 104.4 INCREASED OR DECREASED QUANTITIES

The Contractor shall note that some bid item quantities may increase or decrease based on what is encountered in the field. If the actual field conditions vary from the plan quantity, no additional compensation shall be given for increasing or decreasing quantities. Any overruns shall be paid for under the appropriate bid item(s) without any penalty or change to the bid price for the associated bid item. The Contractor shall not be reimbursed for any deletions to the contract. No change to the unit bid price will be allowed for changes to the quantities.

The Contractor shall note that the bid items for sidewalk removal and replacement may increase or decrease based on what is encountered in the field, especially as it relates to utility service replacement.

The electrical quantities include estimates for work that may or may not be required. If actual quantities are less than estimated, or if items are deleted from the contractor's work, the decreased quantities or deleted items shall not constitute the basis for a claim for damages for anticipated profits for the work dispensed with.

SECTION 104.10 CLEANING UP

Excess concrete from finishing operations and from spillage on adjacent sidewalk and curb & gutter shall be removed immediately. Excess concrete or mortar from the finishing operation and spillage into SASs and inlets shall be removed immediately.

SECTION 105.12 COOPERATION BY THE CONTRACTOR

It is anticipated that the Contractor will need to use multiple crews in order to complete the work under this contract within contract duration. It is also expected that certain items of work, especially all concrete work, will require multiple mobilizations to meet the requirements of the traffic control and coordination specifications.

Due to the early start date of this contract, it is possible that there could be snowfall after work has started. If there is a snowfall, it is the Contractor's responsibility to clear snow from the construction site, including all crosswalk areas, and now additional compensation will be given for snow removal.

Existing Items to Remain

The Contractor shall use care around existing trees, plantings, walls, steps, utilities and any other structures or amenities that are indicated on the plans to remain. No trees, other than those shown on the plan to be removed, shall be cut without the approval of the Engineer and the City Forester; the abutting property owners shall be notified in accordance with the City's Administrative Procedure Memorandum No. 6-2 prior to any removal.

There is an existing water irrigation system in place that is used for watering the planters within the project area. The system will be turned off during construction, but the infrastructure will remain in place. The Contractor will be compensated for working around or replacing portions of the irrigation system as necessary to complete the work included under this contract. This will be paid under Bid Item 90002 Maintain Water Irrigation System.

The Contractor shall use care around existing storm sewer to remain. All costs to protect existing pipe and structures shall be incidental to construction. If storm sewer pipe or structures that are to remain are removed and replaced to complete portions of the work under this contract, all storm sewer work shall be included in the unit price for associated work. Protection of existing structures, which may include temporary plating or ramping with gravel or temporary pavement as necessary shall be considered

incidental to the work being performed. All private storm sewer discharges shall be maintained for all properties in the project area.

There are existing building vaults that extend into the right-of-way, under the sidewalk. Known vault locations are shown on the plans. When working adjacent to the vaults, the Contractor shall take care to not damage any structure of the vault, including the waterproofing material. Any damage caused to the vaults shall be repaired by the Contractor at their expense.

The existing Traffic Engineering electrical and fiber optic must remain in service throughout the duration of the project. The electrical conduit crossings that are to be replaced must remain operational until any temporary signals or lighting are installed and are operational.

Access to Properties & Sidewalk Cafés

The Contractor shall maintain pedestrian access to all properties within the project limits as set forth in Maintenance of Traffic. All means necessary to maintain this access shall be considered incidental. Temporary cross walks and temporary sidewalk shall be used as needed to maintain safe access through the project, and these will be paid under the appropriate bid items.

In order to limit access disruptions, all permanent mainline sidewalk shall be placed within 30 days of removal of the existing sidewalk.

Most properties within the project limits are offices, businesses, or multi-family residential. Maintain access for deliveries, including mail and business supplies. Maintain access for any private refuse collection.

As set forth in the Maintenance of Traffic specs, vehicle access to the Park Hotel (22 S. Carroll St.) must remain open at all times. The hotel has 2 driveways for access, and one must be accessible at all times; however, the main driveway may only be closed in order to work on the sanitary sewer lateral and shall remain open at all other times.

Several restaurants within the project limits use some space within the right-of-way for outdoor seating. These locations are shown on the plans. It is expected that the Contractor maintain access to these areas during the project, unless that space is specifically needed for construction activities such as sewer or water lateral replacement or sidewalk replacement. The Contractor shall provide a minimum of 48 hours advanced notice to these businesses prior to performing work within that sidewalk café space. Any safety fencing that is installed along the project boundary shall be installed such that it does not cut-off access to these café spaces.

Coordination with Utilities

This project will require close coordination with private utility companies. There are several existing utilities located within the project limits that are to remain. Several of these facilities are old and will require care when working near them, especially existing AT&T duct packages. The Contractor will be responsible for coordination and providing work space for any conflict resolution work that will need to be performed by the private utility companies. The existing manholes for several of the facilities within the project limits are large, and the approximate size of these structures is shown on the plans. The Contractor shall coordinate with utilities for structure adjustments.

MG&E will be installing a new concrete encased electrical conduit duct package on Main St. and will also replace the existing gas main and services within the project limits. It is expected that some of this work will take place prior to start of work and some work will be completed during construction. For work that will take place during construction, time has already been allotted in the total duration and interim completion dates for this contract as described in the Prosecution of Work.

On Main St. the new gas main and electrical duct package will be installed in joint trench under the existing main travel lane around the Capitol Square (approximately located from the reference line to 5 ft. left). The new electrical facilities will be a 15 duct package, 4 ft. wide, and will include 3 new manholes (11' diameter hexagons) located at each of the cross street intersections (S. Hamilton St., Martin Luther

King Jr. Blvd, and King St.). MG&E will start construction of the main line duct package on Main St. prior to work beginning under this contract, depending on weather, most of the main line conduit, manholes and gas main will be installed prior to the start of work. However, it is likely that there will be some overlap of work at the start of this contract.

MG&E will be making connections between the new manholes and existing electrical facilities, and these connections will be located in each of the cross street intersections. The work on these connections will be taking place during the timeframe of this project, and the Contractor shall provide space and time for MG&E to complete this work. It is expected that each of these connections will take approximately 1 week to complete.

The replacement of the gas services on Main St. will also take place during work under this contract, and the Contractor shall provide time and space for MG&E to complete replacement of these gas services. It is expected that each gas service will take 1 day to replace, and there are approximate 2 to 3 gas services on each block of Main St.

MG&E will also be replacing the gas main and services on S. Carroll St. This gas main will be installed by boring, and will be installed approximately 1 ft. right of the reference line. It is expected that this gas main will be installed during construction as will the installation of new gas services, and this work will take approximately 1 week to complete.

Contact John Wichern (252-1563 or jwichern@mge.com) with questions about the gas main replacement, and contact Mark Bohm (252-4730 or mbohm@mge.com) with questions on the electrical duct package work.

AT&T will also be installing a new duct package on Main St. (4, 4" PVC conduits). The mainline portion of this duct package will be installed in a joint trench with MG&E, and will tie-in to existing facilities within each intersection (Hamilton St., Martin Luther King Jr. Blvd, and King St). The work at Hamilton St. will also include addition work heading down S. Carroll St. toward Doty St. AT&T will also be reconstructing 2 manholes – one is located at the intersection with Martin Luther King Jr Blvd. and the other in the King St. intersection. It is expected that AT&T's work within each of these intersections (within the project limits) will take approximately 8 working days. Contact Carol Anason (608-252-2385 or ca2624@att.com) with questions related to AT&T's work.

AT&T will also install new conduit (4, 4" PVC) on S. Carroll St. This new conduit will be located approximately 1 ft. left of the reference line on S. Carroll St., and will connect into the existing manhole at W. Washington Ave. (approximately STA 10+85, right) and connect into the existing manhole in the terrace on S. Carroll St. (approximately STA 13+30 right). Work in this area will also involve connections to existing facilities within the W. Washington Ave. intersection and S. Hamilton St. intersection. It is expected that the work on S. Carroll St., other than the tie-ins within the intersections or at the mid-block manhole on Carroll St., will take place prior to the start of this project. The contractor shall provide time and space for AT&T to perform their work within each of the intersections, and it is expected that work within the W. Washington Ave. intersection will take approximately 2 days, work in S. Hamilton St. intersection will take approximately 5 days, and the mid-block connection will take about 1 day.

The Mullins Group owns a fiber optic line located on S. Carroll St. This fiber optic line is located near the existing water main that is to remain in service, and varies in depth from approximately 5' (near the Park Hotel) to approximately 13' (near W. Washington Ave.). This fiber optic line will also be located in close proximity to and crossed by the sanitary The City has been informed by The Mullins Group that slack can be provided in this fiber optic line, which should provide the contractor some flexibility when working around the facility. Any necessary field adjustments or required relocation due to conflicts with the sewer or water work shall be coordinated with the Mullins Group. Jay Mullins (608)257-2127), jay@mullinsgroup.com or Mark McCaulley (608)575-9822, markmac@mullinsgroup.com are the contacts any conflicts associated with the Mullins fiber optics. It is anticipated that the fiber optic will be able to be shifted when the Mullins fiber optic is exposed.

Charter Communications has facilities on W. Main St., including a handhole located within one of the planters on W. Main St. The handhole may be in conflict with proposed sanitary and water services. Coordinate relocation of handhole as necessary with Jon Marschke (608-288-6848 or Jon.Marschke@charter.com)

It is not expected that additional traffic control will need to be set up for the utilities to complete their work. The Contractor shall coordinate with each utility on the timing for their work to take place and shall provide space necessary for each utility to complete their work. Please refer to the private utility detail sheet included in the plan set for more information (this plan is for reference only).

Coordination with Building Project

Adjacent to this project, there is a major private redevelopment taking place at the former Anchor Bank site located at 25 W. Main St. Findorff is the general contractor for this project, and their primary contact is Todd Brakub (608-575-9061, tbrakob@findorff.com).

Currently, this project occupies a portion of the right-of-way on W. Main St., including a temporary covered pedestrian walkway on W. Main St. located at the curb. This covered walkway is expected to be removed prior to the start of work under this contract. Restoration of the sidewalk adjacent to the building project is the responsibility of the developer, so work on the sidewalk in that area is not part of this contract.

Findorff currently occupies the entire right-of-way of S. Carroll St. from S. Hamilton St. to W. Doty St. This occupancy includes a fence installed at the top of S. Carroll St. at Hamilton St. As shown on the plans, a portion of the work on the water main extends beyond this fence, down S. Carroll St. Findorff will move their fence back to outside the limits of the work on the water main, prior to that work taking place. The Contractor shall provide at least 72 hours of advanced notice before starting work on the water main in this area so that Findorff will be able to move that fence as necessary.

Findorff currently takes access to their site off of S. Hamilton St. The intersection of Hamilton St., W. Main St. & S. Carroll St. (excluding the travel lane on the Capitol Square) may be closed for up to 5 weeks. However, it is anticipated that this closure won't happen until after May 1. The contractor shall provide at least 1 week's notice prior to closing this intersection.

Coordination with this building project is also necessary for proper traffic control and bus detour routes. It is expected that Findorff's current occupancy on Doty St. will last until approximately May 1. From the start of work until this date, Metro buses will be using the available travel lane on the Capitol Square and a temporary bus stop will be set up on the west side of Martin Luther King Jr. Blvd. After May 1, the occupancy on Doty St. will be reduced, allowing for buses to use the outer loop (Fairchild St., Doty St. and Webster St.) to detour around the Capitol Square project. Coordination of schedules and phasing will be required to maintain proper traffic flow and bus detouring.

In mid-April (approximately week of April 17), Findorff expects to be taking down their 2 tower cranes located on the Anchor Bank site. This work will take approximately 1 week to complete, and it is expected that W. Doty St. will be closed during that time. When W. Doty St. is closed, traffic will be routed up Hamilton St. to the Capitol Square (W. Main St.). During this week, the Contractor must have Hamilton St. up to Main St. completely open (both travel lanes and right turns on and off of the Capitol Square) and a travel lane and a right turn lane must be provided at the intersection of Martin Luther King Jr. Blvd. It is expected that all of the access as described will be on existing pavement; any temporary pavement necessary to provide this access will be considered incidental. See the Maintenance of Traffic section and traffic control plans for more information on intersection closures.

Events and Work Days

There are a number of events that will be taking place on or near the Capitol Square while this project is taking place. These events will be taking place over weekends, and more detail regarding these events along with any work restrictions are noted under the Maintenance of Traffic. Due to the number of weekend events that will be taking place, no work shall take place over weekends for the duration of the project. Prior to each weekend, the Contractor shall clean the site, ensure that temporary cross walks are

in place, are even and accessible, and that pedestrian access is open to all properties. All sidewalk and terrace areas shall be restored to a condition that is safe for use.

Of particular note, the Dane County Farmer's Market that takes place on the Capitol Square on Saturdays begins April 15. The Crazy Legs race is on Saturday, April 29, the weekly Concerts on the Square begin on Wednesday, June 28, and the Art Fair on the Square takes place the weekend of July 8-9, with set up starting on Friday, July 7. See Maintenance of Traffic Specifications for work restrictions and access during these events.

Prior to the Art Fair on the Square (July 8-9), the Contractor shall install temporary pavement in any areas of the project that do not have existing pavement remaining or final pavement installed. This includes both areas of the street as well as any open sidewalk areas. Temporary Pavement and Sidewalk will be paid under the appropriate bid items. The Contractor shall also remove all equipment and materials from the site prior to this event, and an additional mobilization will be paid under Remobilization for Event.

Meetings

Prior to construction, the Contractor shall attend a public preconstruction meeting at a date and location to be determined. The Contractor shall have a project schedule prepared prior to this meeting so that the project schedule can be discussed with the attendees.

During Construction, the Contractor shall attend weekly coordination meetings at a date, time and location that is to be determined. These meetings will be held to coordinate with the private utilities, to discuss upcoming events, and to coordinate with businesses on any upcoming access issues or water service issues.

SECTION 107.6 DUST PROOFING

The Contractor shall take all necessary steps to control dust arising from operations connected with this contract. When ordered by the Engineer, the Contractor shall dust proof the construction area by using power sweepers and water. Dust proofing shall be incidental with operations connected with this contract.

BID ITEM 10725 – ALTERNATE BUSINESS ACCESS SIGNS

The Contractor shall provide Alternate Business Access signs as necessary to help provide route finding for pedestrians while work is taking place within the sidewalk. The Contractor shall coordinate with businesses as necessary to provide business name placards to be attached to the Alternate Business Access signs. The signs shall be re-used and relocated as necessary depending on the best route to use to get to the businesses. It is expected that 3 signs will be necessary to properly direct pedestrian traffic. Depending on the location, the sign posts may not be able to be inserted into the ground, so a temporary base may need to be provided for these signs, which shall be considered incidental to this item.

SECTION 107.7 MAINTENANCE OF TRAFFIC

The following includes the directions of traffic and parking that shall be maintained along with specific requirements and restrictions during events:

- One thru lane of traffic on a paved surface shall be maintained on S Carroll St, W Main St, E Main St, and S Pinckney St at all times.
- State parking on the left side of the streets shall be maintained except during concrete paving. Provided a minimum of 3 weeks' notice to Jason Rittel, State Capitol Superintendent, 608-261-4355.
- A lane on S Carroll St from W Washington Ave to S Hamilton St shall be maintained at all times in order to keep a lane open to the Best Western Inn on the Park hotel.
- During one 3 week period, W Main St may be closed to all traffic, including State parking, and Dane County Farmers Market farmers that set up on these blocks may be displaced for one

Saturday. Provide a minimum of 3 weeks' notice to Dane County Farmer's Market prior to displacement of any vendors.

- During one 3 week period, E Main St and S Pinckney St may be closed to all traffic, including State parking, and Dane County Farmers Market farmers that set up on these blocks may be displaced for one Saturday. Provide a minimum of 3 weeks' notice to Dane County Farmer's Market prior to displacement of any vendors.
- The two closure periods may not occur over the same 3 week period, nor shall any weeks overlap.
- Any changes in access to the Best Western Inn on the Park hotel need to be coordinated with hotel manager, George Wiesner, (608) 770-8822. The driveway to the underground parking may be closed for up to 3 days for sanitary sewer construction and again for up to 3 days for concrete paving. When the driveway to the underground parking is closed, the driveway to the surface lot must be open.
- For Special Events, see list below with work restrictions.

Intersection Closure Restrictions:

No two adjacent intersections shall be closed at the same time. The traffic lane around the Capitol Square shall be maintained during intersection closure times. Refer to the provided traffic control plan for intersection closure plans. The intersection closure times below are continuous times—no off-and-on closures, and it is expected that the private utility work within these intersections will be coordinated to take place during the closure timeframe.

West Washington Avenue—may be closed for 14 continuous days to install underground utilities and temporary pavement, and may be closed for an additional 14 continuous days later in the project in order to install new curb and final pavement. Place message board on W Washington Ave, facing inbound traffic for three day prior to closure. As noted previously, it is expected that Findorff will be removing their tower cranes in mid-April. The intersection of W. Washington Ave. must remain open during the week of that crane removal as referenced in Section 105.12 of these special provisions. Contractor shall obtain prior approval from the Engineer before closing W. Washington Ave.

South Hamilton Street—may be closed for 35 continuous days after May 1st in order to install utilities and final curb and pavement. Place message board on S Hamilton St, facing inbound traffic for three day prior to closure.

Martin Luther King Jr Boulevard—may be closed for 28 continuous days after May 1st in order to install underground utilities and curb and final pavement.

King Street—may be closed for 28 continuous days in order to install underground utilities and curb and final pavement. The traffic route of E Main St to S Pinckney St shall be maintained during the King St closure.

East Washington Avenue—maintain right turns from E Washington Ave to N Pinckney St at all times, with enough room for Metro buses to make the right turn. Right turns from S Pinckney St to E Washington Ave may be closed for 5 continuous days in order to install water main and temporary pavement. All turns must be open during Farmers' Market except during the one Farmers Market during concrete curing.

Two-way traffic shall be maintained at all times on E. & W. Washington Ave. except for what has been previously described. When necessary for completion of the sidewalk work on these streets, the Contractor may close the parking lane(s) after coordinating with Parking Utility to do so.

Minimum traffic lane width is 10 feet to edge of pavement and 12 feet from face of curb. The maintained traffic lane shall be on a hard pavement surface at all times. Steel plates may be allowed as a driving surface for short durations. The traffic lane must be separated from construction with channelization devices at all times for the length of project with a maximum spacing of 25 feet. Barrels shall be used as channelization devices. The barrels shall not encroach on the 12 foot minimum traffic lane. Minimum parking lane width is 8 feet to face of curb.

The Contractor shall refer to the traffic control plan provided in the plan set.

The traffic control plan may need to be altered as conditions change in the field or as unexpected conditions occur. This may include relocating existing traffic control or providing additional traffic control. The Contractor shall install and maintain any necessary modifications or additions to the traffic control, as directed by the City Traffic Engineer, at no cost to the City. All signing and barricading shall conform to the Federal Highways Administrations "Manual on Uniform Traffic Control Devices" (MUTCD).

Traffic Control shall be measured as a lump sum. Payment for the Traffic Control is full compensation for constructing, assembling, hauling, erecting, re-erecting, maintaining, restoring, and removing non permanent traffic signs, drums, barricades, and similar control devices, including arrow boards, for providing, placing, and maintaining work zone. Maintaining shall include replacing damaged or stolen traffic control devices. Traffic control necessary to install temporary or permanent pavement markings shall be included in the Traffic Control Lump Sum Bid Item. Contractor shall supply all necessary mounting hardware and supports for signing. This shall also include covering and uncovering any conflicting overhead signs during the project. Contractor shall mount traffic control on posts or existing poles or drive posts whenever possible. Existing poles may be used with approval of Construction Engineer.

One changeable message board shall be installed in the parking lane on the right side of the street on E Main St between Martin Luther King Jr Blvd and King St for the 7 days prior to the start of construction, notifying motorists of the construction. Electronic message boards shall be paid for as separate bid items.

Type A warning lights shall be installed on all barricades used in the project per State of Wisconsin S.D.D. 15C2-4B. Contractor shall also place Type C warning lights on any barrels used to taper traffic or lane closures.

Emergency vehicle access shall be maintained at all times.

Maintain sidewalk at all times, except under direction of the Construction Engineer. Any closures of sidewalk shall be approved by the Construction Engineer and shall conform to City of Madison standard detail drawing 6.36. Sidewalks shall be open with a minimum 8 foot width. In areas of sidewalk construction, provide a temporary surface for pedestrian access. The temporary surface shall meet Americans with Disabilities Act Accessibility Guidelines (ADAAG) requirements and shall consist of temporary asphaltic surface, any grade of concrete, skid resistant steel plating, rubber mats, or alternative material as approved by the Construction Engineer. Gravel or base course material is not acceptable. Maintaining sidewalk access is considered incidental to the contract, but when directed by the Engineer, temporary sidewalks and crosswalks will be paid under the appropriate bid items. Contractor shall maintain sidewalk access to all businesses at all times from at least one end of the block. Minimum sidewalk width to be maintained to be considered open shall be 8ft., but this may be reduced to 5 ft. to allow for sidewalk access and proper joint placement during sidewalk construction.

Place permanent sidewalk within 30 days of removal of existing sidewalk.

Maintain pedestrian movements crossing the construction zone at all intersections at all times, except under direction of the Construction Engineer. Pedestrian crossings of intersections shall have ramps that meet requirements of the Americans with Disabilities Act Accessibility Guidelines (ADAAG) and shall consist of rubber mats to provide a flat, clearly-defined crosswalk, clear of mud and debris. Gravel or

base course material is not acceptable. The temporary Crosswalk Access bid item is payment for maintaining each crosswalk through the construction zone at intersections. Contractor shall clearly delineate crossing area for pedestrians by using barrels to protect either side of the crossing area. All crosswalks shall be re-opened and temporary crosswalks installed where necessary prior to each weekend.

Construction equipment or materials shall not be stored in the roadway or street right-of-way that is open to traffic during non-working hours. Construction equipment and materials are not to be stored within the street right-of-way that is outside the project limits. Contractor shall take care when parking equipment or storing materials over weekends such that it does not block any Farmer's Market vendors from setting up, block access to the vendor or block view of the vendor. Vendors will be set up at the Wisconsin Ave. intersection on weekends.

The work areas shall be backfilled, plated, or protected by traffic control devices during non-working hours. If steel plates are used, the Contractor shall notify the City of Madison Streets Division, 266-4681, one working day prior to placement of the plates.

City Parking (right side of street) and existing signage

The Contractor is responsible for coordinating parking meter removal/bagging. This may involve the contractor bagging the meter or coordinating with the City of Madison Parking Utility to have the meters removed or bagged. The Contractor shall contact John Villarreal with the City of Madison Parking Utility (267-8756) at least two weeks prior to starting work to coordinate a meter removal plan. The Contractor shall not remove or cover any traffic or parking signs. For removal, replacement, or covering of traffic and parking signs, contact the City of Madison Traffic Engineering Field Operations, 1120 Sayle Street, 266-4767, 8:00 a.m. to 4:00 p.m., a minimum of two working days in advance of when any existing signs need to be removed or covered. This service is free of charge. If the Contractor removes or covers the signs, the Contractor will be billed for the reinstallation or repair of, and any damage to, the signing equipment.

State Parking (left side of street)

The Contractor is responsible for coordinating parking meter bagging and installing "No Parking" signs. The Contractor shall contact Jason Rittel, State Capitol Superintendent, 608-261-4355 to coordinate parking removal. A minimum of 3 week's notice shall be provided prior to closing any State parking.

Special Events and Work Restrictions

Dane County Farmers Market—every Saturday beginning Saturday, April 15th

- No work on Saturdays. All sidewalks and crosswalks must be open.

Crazylegs Run/Walk—Saturday, April 29th

Syttende Mai Run—Saturday, May 20th

Law Enforcement Memorial—Friday, May 19th

- Police vehicles will be parked in the traffic lane of the Capital Square. Memorial takes place at the corner of N Pinckney St and E Mifflin St. No construction activity permitted between 11:30 a.m. and 1:00 p.m.

Madison Marathon—Saturday, May 27th and Sunday, May 28th

Cows on the Concourse—Saturday, June 4th

Concerts on the Square—each Wednesday starting June 28 until last concert on August 2nd,

- All sidewalks and crosswalks must be open after 4:00 p.m. on this date. No construction activity is permitted after 4:00 p.m. Contractor shall be aware that street closures and vendor set up may begin by 3:00 p.m. on these days.

Art Fair on the Square—set up begins Friday, July 7th at 3:00 p.m. Capital Square closed Saturday and Sunday

- Contractor shall provide temporary asphalt pavement the entire width of all streets by 12:00 p.m. on Friday, July 7th. Construction may resume at 7:00 a.m., Monday, July 10th.

Ride the Drive—Sunday, July 30th

Jazz at Five—Wednesdays starting Wednesday, August 9th.

- Live Jazz concerts at State St/Mifflin St./Carroll St. intersection. No construction activity after 4:00 p.m.

Contact Tom Mohr, Traffic Engineering Division, tmohr@cityofmadison.com, 608-267-8725, with any questions concerning these traffic control specifications.

SECTION 107.8 NOTIFICATION WHEN CLOSING STREET

The Contractor shall not remove or cover any traffic signs. For removal, replacement, or covering of traffic and parking signs, including overhead signs, contact the City of Madison Traffic Engineering Field Operations, 1120 Sayle Street, 266-4767, 8:00 a.m. to 4:00 p.m., a minimum of two working days in advance of when any existing signs need to be removed or covered. This service is free of charge. If the Contractor removes or covers the signs, the Contractor will be billed for the reinstallation or repair of, and any damage to, the signing equipment.

The Contractor shall notify the City of Madison Police Department, Fire Department, Madison Metro, and Traffic Engineering 48 hours in advance of all closure of streets. Notify Madison Metro one week prior to street closures, and reopening the road to through traffic for bus routing. Madison Metro contact is Katie Sellner (608) 261-9633.

SECTION 107.10 OPENING OF SECTION OF HIGHWAY TO TRAFFIC

Upon completion of all concrete work, final surface course of pavement, landscaping, topsoil, seed or sod, the City Construction Engineer shall certify that it is complete and shall contact the City of Madison Traffic Operations Section, 266-4767. The Contractor shall leave all barricades and traffic control in place until such time that the final signing has been installed by the City. The City shall notify the Contractor when the final signing is complete and the Contractor shall remove all temporary construction signs and barricades within 24 hours of the notification.

SECTION 108.2 PERMITS

The City of Madison has obtained a City of Madison Erosion Control Permit and has submitted a DNR WRAPP Water Resources Application for Project Permit (formerly known as Notice of Intent (NOI)) to obtain coverage under a Construction Site General Permit.

The Contractor shall meet the conditions of the permits by properly installing and maintaining the erosion control measures shown on the plans, specified in these Special Provisions, or as directed by the Construction Engineer or his designees. This work will be paid for under the appropriate contract bid items or, if appropriate items are not included in the contract, shall be paid for as Extra Work. A copy of the permit is available at the City of Madison, Engineering Division office.

This permit covers trench dewatering to a maximum of 70 gallons/minute from the project, provided appropriate control measures are in place. The City's obtaining this permit is not intended to be exhaustive of all permits that may be required to be obtained by the Contractor for construction of this project. It shall be the responsibility of the Contractor to identify and obtain any other permits needed for construction.

BID ITEM 10911 – MOBILIZATION

Work under this contract will require multiple mobilizations for various aspects of the work, including the concrete sidewalk, curb and paving work, in order to complete the work per the traffic control specifications and to meet the erosion control and phasing requirements of the projects. All mobilizations shall be considered incidental to this bid item, except for one remobilization for the Contractor to vacate the site prior to the Art Fair event and return following the event to complete the work, which will be paid under the Remobilization for Event item.

SECTION 109.2 PROSECUTION OF WORK

The Contractor shall begin work on **MARCH 20, 2017**. All work under this contract shall be completed by **JULY 28, 2017**.

Work shall begin only after the start work letter is received. If it is desirable to begin work before the above-mentioned date, the Contractor shall establish a mutually acceptable date with the City Engineer, and the agreed upon date must be determined prior to the public preconstruction meeting.

This project includes an interim completion date, and full liquidated damages shall apply to this interim completion date. All work leading up to and including the final concrete pavement on E. Main St. and S. Pinckney St. (Capitol Square from Martin Luther King Jr. Blvd. to E. Washington Ave.) shall be completed by **JUNE 21, 2017**. This includes completion of all of concrete sidewalk and removal of any temporary fencing prior to this date.

The Contractor shall restore the site, place all temporary pavement and sidewalk, and remove all equipment and materials for the Art Fair on the Square event by NOON on **Friday, July 7, 2017**.

The total contract time provides a total of 14 work days for MG&E & AT&T to complete their work on the portion of the project between Martin Luther King Jr. and E. Washington Ave. and also provides a total of 20 work days for MG&E and AT&T to complete their work on the portion of the project between W. Washington Ave. & Martin Luther King Jr. Blvd (including the intersection with Martin Luther King Jr. Blvd.). No time extensions will be given for coordinating with MG&E and AT&T and for providing time and space for the private utilities to complete their work within the contract duration.

Each intersection within the project limits has a limited closure timeframe. Refer to the Maintenance of Traffic specifications for the duration of the closure for each intersection.

SECTION 109.9 LIQUIDATED DAMAGES

The fixed, agreed, and liquidated damages due the City from the Contractor for failure to complete all work within the specified timeframe or by the specified interim completion date shall be \$2,000 per calendar day.

The fixed, agreed, and liquidated damages due the City from the Contractor for failure to complete the work by the specified date prior to the Art Fair on the Square shall be a one-time sum of \$3,000.

BID ITEM 20301 – SAWCUT CONCRETE PAVEMENT, FULL DEPTH

Sawcuts that are to be paid are at the project limits, and those locations are indicated on the plans (at each intersection and along either the existing curb on the Capitol side or along the Capitol parking lane.), and one sawcut along the length of the project (assumed to be at the centerline) will also be paid in order to meet the intended phasing and traffic control requirements of this contract. All other pavement sawcuts shall be considered as Contractor convenience and will be considered incidental to the various items of work.

BID ITEM 20321 – REMOVE CONCRETE PAVEMENT
BID ITEM 20322 – REMOVE CONCRETE CURB & GUTTER

In locations where the existing concrete pavement and concrete curb are integral, removal of the integral concrete pavement and curb shall all be paid as Remove Concrete Pavement to within 2 ft. of the flow line of the curb, and shall be paid as Remove Concrete Curb & Gutter from 2 ft. of the flow line to the back of curb. If the Contractor chooses to perform additional sawcutting for separation or removal of these items in the integral pavement & curb locations, it shall be considered incidental to these bid items.

BID ITEM 20336 – PIPE PLUG (UNDISTRIBUTED)

With regard to the City of Madison Standard Specifications for Public Works Construction 2016 Edition Article 203.2(c), any pipe found in a trench that is less than 10" in diameter while installing a sewer facility shall be considered incidental to the pipe being installed.

Any pipe plugs required to abandon or remove a sewer access structure (pipes directly connected to the structure) shall be considered incidental to abandoning or removing the structure regardless of the size of the pipe being abandoned.

BID ITEM 20801 – SODDING

DESCRIPTION

Work under this bid item shall consist of preparing sod beds, furnishing and installing sod in accordance with Article 208 of the City of Madison Standard Specifications for Public Works Construction and as supplemented below.

MATERIALS

All sod used under this contract shall be a tall fescue variety. The Contractor is responsible for choosing a fescue sod that will be appropriate for the site conditions. The sod must consist primarily of fescue grasses that will blend in with the surrounding non-disturbed lawn and will tolerate weekly mowings. Acceptable tall fescue varieties will be turf types only and include, but are not limited to: Grande II, ATM, 3rd Millennium SRP, Aggressor, Spyder LS, Firenza, and Wolfpack. Forage type varieties of fescue and Kentucky bluegrass sod varieties will be rejected.

The Contractor shall submit to the Engineer a spec sheet for the variety of fescue sod that is selected prior to the installation. Installation of the sod may only proceed after the variety of sod has been approved.

SECTION 210.1(d) STREET SWEEPING

When required, either by the erosion control plan or the Construction Engineer, the Contractor shall perform mechanical street sweeping on all streets or paved surfaces affected by construction equipment, hauling or related construction activities that result in mud tracking or siltation. Mechanical street sweeping shall be completed as directed by the Construction Engineer and shall remove all loose material to the satisfaction of the Construction Engineer. Depending on site conditions, construction activities, and hauling methods utilized by the Contractor mechanical street sweeping may be required multiple times throughout the day with an absolute minimum that all streets are clean at the end of the work day.

BID ITEM 21002 – EROSION CONTROL INSPECTION

Work under this bid item shall be for weekend inspections (inspections required for rain events, half inch or larger, that occur on a Friday or Saturday) by the Contractor after half inch or greater rain events or as directed by the construction engineer. All weekly inspections and rain event inspections required during the work week (Monday-Friday) shall be completed by the City of Madison construction inspector.

BID ITEM 30302 – 7” CONCRETE SIDEWALK AND DRIVE

When placing 7” Concrete Sidewalk in the areas between the curb and gutter and the existing planters, finish this concrete sidewalk with a tool band border. Tool band border shall be considered incidental to this item.

All permanent mainline sidewalk shall be placed within 30 days of removal of existing mainline sidewalk.

BID ITEM 40403 – 10 INCH CONCRETE PAVEMENT

DESCRIPTION

All work under this bid item shall be per Parts III & IV of the Standard Specifications, except as follows. All dowel and tie bars shall be considered incidental to this bid item, including tie bars to existing pavement or curb.

Article 301 Concrete and Concrete Structures

301.1 General

All concrete shall be Air-Entrained, and content shall conform to:

Slip-formed concrete 7.0% +/- 1.5%

All other concrete 6.0% +/- 1.5%

Maintain a uniform consistency in consecutive batches of concrete. Use the following slumps for the technique used in horizontal pours (sidewalks, slabs curb & gutter, etc):

Slip-Formed – 2.5 inches or less

Not Slip-Formed – 4 inches or less

Course Aggregates

This special provision describes specialized material requirements for aggregates used in Concrete Pavements. Conform to Sections 415 and 501 of the WisDOT standard specifications except as modified in this special provision.

Replace 501.2.5.4.1 of the WisDOT standard specifications with the following:

501.2.5.4.1 General

- (1) Provide coarse aggregates from a department-approved source as specified under 106.3.4.2.
- (2) Use clean, hard, durable crushed gravel or crushed limestone free of an excess of thin or elongated pieces, frozen lumps, vegetation, deleterious substances, or adherent coatings considered injurious.
- (3) Use virgin aggregates only.

Replace the first paragraph of 501.2.5.4.2 with the following:

- (1) The amount of deleterious substances must not exceed the following percentages:

DELETERIOUS SUBSTANCE	PERCENT BY WEIGHT
Shale.....	1.0
Coal.....	1.0
Clay lumps.....	0.3
Soft fragments.....	5.0

Any combination of above.....	5.0
Thin or elongated pieces based on a 3:1 ratio.....	15.0
Materials passing the No. 200 sieve.....	1.5
Chert ⁽¹⁾	2.0

⁽¹⁾Material classified lithologically as chert and having a bulk specific gravity (saturated surface-dry basis) of less than 2.45. Determine the percentage of chert by dividing the weight of chert in the sample retained on a 3/8-inch sieve by the weight of the total sample.

Replace the first paragraph of 501.2.5.4.3 with the following:

- (1) The percent wear shall not exceed 40, the weighted soundness loss shall not exceed 9 percent, and the weighted freeze-thaw average loss shall not exceed 12 percent.

301.2 Concrete Tests

In addition to Standard Specification Section 301.2, conform to WisDOT standard specification sections 701, 710 & 715 for QMP Concrete Pavement and Structures modified as follows:

Remove Section 715.3.2 and all sub sections of 715.3.2.

Remove Section 715.4

Replace 715.5 Payment and all subsections of 715.5 with the following:

Costs for sampling, testing and documentation under part 7 are all incidental to the work. If the contractor fails to perform work required under the contract QMP provisions, the City may reduce the contractor's pay. The City will administer pay reductions under the Non-performance of QMP administrative item.

Replace 415.3.10 of the WisDOT standard specifications with the following:

415.3.10 Surface Testing and Correction

Test the pavement surface at engineer-selected locations with a 10-foot straightedge or other engineer specified device. The engineer may direct the contractor to remove and replace areas with deviations greater than 1/4 inch in 10 feet. Areas directed to be removed and replaced shall be full-slab replacements (from existing joint to existing joint).

ARTICLE 500 SEWER AND SEWER STRUCTURES GENERAL

SANITARY SEWER GENERAL

The sanitary sewer designer for the project is Mark Moder. Mark's contact information is (608)261-9250 mmoder@cityofmadison.com.

Sanitary sewer pipe work shall include installing approximately 200 feet of new 8" PVC SDR 35, and 124 feet of sanitary sewer lateral SDR 35 at locations that are specified on the plan set and in accordance with the Standard Specifications. There is 394' of 8" Pressure Sewer Main (AWWA C900, Class 150 DR 18) and 211' of Pressure Sanitary Sewer lateral (AWWA C900) also proposed. Sanitary sewer pipe work shall include installing new PVC SDR 35 and AWWA C900 at the sizes and locations that are specified on the plan set and in accordance with the Standard Specifications. The project also includes pipe busting 392' of 6" with 8" inside diameter pipe (10" IPS HDPE DR11 or 8" DIPS Fusible C-900 DR 25).

All new sanitary sewer access structures shall include the Neenah R-1550 R-1050 Frame w/ City of Madison Logo Lid 1550-0054(see S.D.D. 5.7.16 of the City of Madison Standard Specifications for Public Works Construction Latest edition). All new sewer main connections may be factory cored and shall be

included in the structure. All existing main connections shall be field cored to accommodate existing conditions and shall be compensated under BID ITEM 50791 SANITARY SEWER TAP. All sewer main and/or laterals not slated for replacement that are damaged during the installation of a structure shall be replaced by the Contractor and shall be considered incidental to the project. All benches and flowlines shall have a smooth trowel finish.

Contractors shall have a locator device on-site if they intend to start laying lateral pipe at the property line to minimize the amount of extra sidewalk removal. Each sanitary lateral shall have a maximum of 4 sidewalk squares removed and replaced. No additional compensation shall be awarded beyond this amount for the replacement of a sewer lateral. If laterals called for reinstatement on the plans are to be plugged under the direction of the engineer on-site, contractors are required to use a sonde device to confirm that the laterals are not active.

All sanitary sewer laterals were located by television inspection and City records from the main. Tunneling is expected to be required at the existing utility crossings. Any utility tunneling required shall be considered incidental to the pipe being installed.

It is advised that the Contractor visit the site prior to bidding to determine the type of trench protection that will be necessary for the sanitary sewer main installation.

STORM SEWER AND STRUCTURES GENERAL

The storm sewer designer for this project is Eric Dundee. He may be contacted at (608) 266-4913 or edundee@cityofmadison.com.

Reconnection of existing pipes at new or existing structures, or new pipes at new or existing structures, shall be considered to be part of the work required to construct the new structure or to construct the new sewer pipe and shall not be rewarded with additional compensation. However, if the structure being removed is larger than the new structure, thus requiring additional pipe, the new pipe shall be paid under the appropriate bid item and the connection of the old pipe to the new pipe shall be accomplished with a concrete collar.

Where a new structure is to be constructed at an existing pipe, it is expected that the contractor shall saw cut the existing pipe in the required location to accommodate the placement of the new structure. If the contractor for his or her convenience deems it more suitable to remove the existing pipe to a full joint, the additional pipe and concrete collar required to reconnect to the new structure shall be the contractor's responsibility and shall not be compensated.

Precast structures are only allowed where field poured structures are not specifically called for, and no precast structures are allowed until ULO's are completed and approval of the design engineer has been received.

BID ITEM 50353 - SANITARY SEWER LATERAL

Sanitary sewer laterals shown on the construction plans were located by City television inspection and records only.

Where the existing sanitary sewer laterals are being extended to connect to the new sanitary sewer main (being installed in a different location as the existing main), pipe plugs shall be required to plug the existing sanitary sewer main on both sides of the old lateral location. The pipe plugs shall be considered incidental to the bid price for SANITARY SEWER LATERAL. All work associated with this bid item shall comply with Article 503 of the Standard Specifications.

Per the City of Madison Standard Specifications for sanitary sewer lateral construction on street reconstruction projects, Contractors are encouraged to begin installation of sanitary lateral pipe at the proposed sewer main. If Contractor starts excavation for the lateral at the property line, it shall be at the Contractor's risk. No Utility Line Openings (ULO's) will be granted for the inability to locate the sanitary lateral at the property line. Any extra sidewalk removal will not be compensated to the Contractor looking

for an existing sanitary lateral at the property line. Contractors are encouraged to have a locator device on-site if they intend to start laying lateral pipe at the property line to minimize the amount of extra sidewalk removal.

Proposed sanitary lateral locations near trees are subject to change based upon data obtained in the field and property owner involvement. Excavation near trees shall comply with Article 107.13 of the Standard Specifications. If 5 ft of separation from the tree to the excavation cannot be maintained, lateral replacement shall stop at the curb.

BID ITEM 50354 – RECONNECT SANITARY LATERAL

The first 5 feet of pipe shall be included with this bid item regardless of pipe type or fittings used (SDR 35, Ductile Iron or AWWA C900 DR 18). Beyond 5 feet shall be paid for separately (Bid Item 50353 SANITARY SEWER LATERAL or Bid Item 90070 SANITARY SEWER LATERAL (PRESSURE)).

The first 5 feet of sewer lateral pipe/ fittings measured from the sewer main shall be considered the reconnect for all sewer lateral reconnections. Lateral connections connecting to sewer access structures shall be paid for separately as a sanitary tap. 5' of lateral pipe is not considered incidental to the sanitary tap connection.

Short body ductile iron mechanical fittings are acceptable fittings for AWWA C900 main installation. AWWA C900 (plastic) fittings will not be accepted.

BID ITEM 50390 - SEWER ELECTRONIC MARKERS

With regard to the City of Madison Standard Specifications for Public Works Construction latest edition Section 503.3(c), each sanitary lateral shall have a minimum of two (2) electronic markers with the City providing the Contractor with the required number of electronic markers. For sanitary laterals, which only include the installation of a wye, a marker ball shall be installed directly above the wye connection to the main.

ARTICLE 510 SEWER PIPE BURST REHABILITATION OF SANITARY SEWER

SECTION 510.1 INTENT

This specification shall cover replacement of existing sanitary sewer through the use of a pipe bursting system approved by the Engineer. Where called for on the plan set, existing 6-inch VCP shall be replaced with a 8-inch inside diameter High Density Polyethylene (HDPE) or fusible C-900 pipe. Pipe bursting methodology; be it dynamic pneumatic, hydraulic, or static will be at the discretion of the Contractor but subject to approval by the Engineer. Any methodology submitted for approval by the Contractor shall meet all specifications and requirements detailed in this document, including requirements based on restricted access.

When complete, the new pipe will extend from one manhole to the next manhole in a continuous, watertight length.

SECTION 510.2 REFERENCE DOCUMENTS

This specification references standards from the American Society for Testing Materials (ASTM) for pipe bursting related to sanitary sewer installations. The following is a list of applicable standards for pipe bursting in sanitary sewer applications: ASTM D 1238-99, ASTM D 1505-98, ASTM D 790-00, ASTM D 638-99, ASTM D 1693-00, ASTM D 3350-99, ASTM D 618-99, ASTM D 2837-98a, and ASTM D 57.

SECTION 510.3 CONTRACTOR PRE-QUALIFICATIONS

The Contractor shall be verified by the pipe bursting system manufacturer as a fully trained user of the proposed pipe bursting system. The pipe bursting system shall be operated by personnel trained by a

qualified representative of the pipe bursting system manufacturer. The Construction Engineer may require the Contractor to provide certificates of training for any employee directly involved in the supervision or operation of the pipe bursting system. Polyethylene pipe jointing shall be performed by personnel trained in the use of butt-fusion equipment and recommended methods for new pipe connections. Personnel directly involved with new pipe installation shall receive training in the proper methods for handling and installing the polyethylene pipe. Such training shall be conducted by a qualified representative of the fusion equipment manufacturer.

The Contractor shall be a licensed Contractor by the City of Madison for sewer and water construction.

SECTION 510.4 QUALITY ASSURANCE

The Contractor is solely responsible for quality assurance during the length of the project. The Contractor is responsible for any costs associated with corrective measures required to replace or repair items not meeting the quality standards specified by the Construction Engineer.

Any HDPE piping materials may be rejected for failure to meet any of the requirements of the specification. Pipe and fittings shall be homogeneous throughout and free of serious abrasion, cracks, kinking, flattening, holes blisters and any other visual defects.

SECTION 510.5 SUBMITTALS

The Contractor shall submit the items listed below for review and approval by the City of Madison in accordance with the Contract Documents. The Construction Engineer shall grant approval of the submittals prior to ordering pipe materials and/or commencing the pipe replacement process. The Engineer will complete the review as quickly as possible, but may require up to ten (10) working days from the date the submittals re received until they are returned to the Contractor.

- 1) Shop Drawings, Catalog Numbers, and Manufacturer technical data showing complete information regarding material composition, physical properties, and dimensions of new pipe and fittings. Manufacturer recommendations for transport, handling, storage, and repair of pipe and fittings shall be included.
- 2) Verifications of training by the pipe bursting systems manufacturer stating that the operators have been fully trained in the use of the proposed pipe bursting equipment by an authorized representative of the equipment manufacturer..
- 3) Verifications from the pipe manufacturer of training in the proper method of handling and installing the new pipe. Verifications of training by the pipe fusion equipment manufacturers that the operators have been fully trained in the use of the fusion equipment by an authorized representative of the equipment manufacturer.
- 4) Detailed construction procedures, and layout plans to include sequence of construction. Locations, sizes, and construction methods for the service reconnection pits.
- 5) Method of construction, reconnection, and restoration of existing service laterals.
- 6) Methods of modification, if required, for existing sewer access structures.
- 7) Detailed procedures for the installation and bedding of pipe in launching and receiving pits.

- 8) Sewer bypass plans, including detailed methods and a list of equipment to be utilized.
- 9) Contingency plans for the following undesired conditions:
 - a) Unforeseen obstructions causing burst stoppage, such as unanticipated changes in host pipe material, repair sections, concrete encasements or cradles, buried or abandoned manholes, or changes in direction not depicted on maps provided by the City
 - b) Substantial surface heave occurring due to depth of the existing pipe vs. the amount of upsizing
 - c) Damage to existing service connections or replacement pipe
 - d) Damage to other existing utilities
 - e) Loss and return of line and grade
 - f) Soil heave or settlement.

SECTION 510.6 DELIVERY, STORAGE, AND HANDLING

The Contractor shall transport, handle, and store pipe and fittings as recommended by the manufacturer to prevent damage. If new pipe and fittings become damaged before or during installation it shall be repaired or replaced, as recommended by the manufacturer or required by the Engineer at no additional cost to the City. No materials shall be dumped, dropped, pushed, or rolled into any trench. Pipe shall be less than 2 years old at the time of installation

SECTION 510.7 ACCEPTABLE BURSTING EQUIPMENT

Any one of the following equipment will be considered acceptable installation equipment alternate.

HDD/Impactor Pipe Bursting

HDD/Impactor Pipe Bursting creates an impact load in the pipe by applying a "hoop" stress into the pipe, causing it to burst in tension. The Dynamic Bursting system consists of a 24,000, 33,000, or 50,000 class Horizontal Directional Drill and a pneumatic (Air Impactor) or mechanical (Rotary Impactor) bursting tool. Both the Air and the Mechanical Impactor rely on percussive hammering action to break out the old pipe in which the tool travels. Simultaneously, the new replacement pipe is installed in the void created by the bursting tool. The horizontal directional drill is used to drill from the surface down to, and through, the sections of pipe to be replaced then back up to the surface where the appropriate bursting tool is attached to the drill rod. The horizontal directional drill then pulls the bursting tool into the old pipe providing a constant tension pulling force and maintaining correct line and grade while the tool bursts the pipe. This technique is aimed at the replacement of gravity pipes as well as pressure pipes and is suitable for diameters of 6-inches to 12-inches.

Pneumatic Pipe Bursting

Pneumatic Pipe Bursting is done by creating an impact load in the pipe by applying a "hoop" stress into the pipe causing it to burst in tension. This technique uses a pneumatic bursting head with a properly sized expander, and relies on percussive hammering action to break out the old pipe in which the tool travels. Simultaneously the new replacement pipe is installed into the space created by the pneumatic bursting head and expander. A winch cable is attached to the nose of the bursting head to maintain correct line and grade by providing constant pulling tension and enhancing the percussive force. Winching forces up to 20 tons are typical for this method. This technique is primarily aimed at the replacement of gravity pipes as well as pressure pipes, and has been used in diameters ranging from 4-inches to 54-inches or larger.

Hydraulic Pipe Bursting

Rather than the pipe being burst from the transfer of a pulling or hammering radial force into the plane of the pipe diameter, the bursting head diameter expands, fragmenting the pipe from the inside.

The bursting head is equipped with "petals" that open and close under hydraulic pressure. Using hydraulic cylinders, the bursting head first expands to crack the host pipe, then contracts to allow the

winch to pull the pipe string forward, while tension is applied to the nose of the head using a winch cable to maintain directional stability. Hydraulic bursting is primarily used for on-line replacement of sewers and gravity pipelines 6-inches to 20-inches in diameter or larger.

Static Pipe Bursting

In Static Pipe Bursting, a pulling force is applied to a tapered or blunt nosed bursting head through steel rods, chain or cable and new pipe is simply pulled behind the burst head through the old pipe. In this process the old pipe fails in tension created by the radial force applied to the pipe wall by the bursting head. As the bursting head advances, the old pipe is fragmented and compressed into the adjacent soil and the new pipe is simultaneously installed in the void. The static pipe bursting winch equipment is modeled after high-powered hydraulic jacks, mounted horizontally, or a high-tension drum type of winch. Pulling forces of up to 225 tons are typical for this method. In general, this method is used in pipes 4-inches to 40-inches in diameter, or larger.

SECTION 511.1 PIPE SPECIFICATIONS

10"-inch IPS polyethylene plastic pipe shall be high-density polyethylene pipe and meet the applicable requirements of ASTM F 714 Polyethylene (PE) Plastic Pipe (DR-11) Based on Outside Diameter or AWWA C 906, ASTM D 1248 and ASTM D 3350. All other pipe materials used on the project shall be in conformance with Article 503 of the City of Madison Standard Specifications for Public Works Construction- Latest Addition.

Fusible 8" DIPS AWWA C900 DIPS DR25 with mechanical wye joint to standard PVC fitting is considered an acceptable pipe material for this pipe bursting work.

The size of the proposed pipe burst shall be at the size proposed on the plan set and shall be of its original or greater flow capacity.

The Contractor shall install pipe made of virgin materials. No reworked pipe except that obtained from the manufacturers own production of the same formulation shall be used.

The new pipe shall be homogenous throughout and shall be free of visible cracks, holes, foreign material, blisters, or other deleterious faults

SECTION 511.2 MATERIAL TESTING

The Contractor shall notify the Construction Engineer at the completion of each burst segment. The Construction Engineer may, if they choose, conduct an inspection of the new pipe to determine the condition of the pipe subsequent to the burst.

Any defects that, in the opinion of the Construction Engineer, affect the structural integrity of the pipe shall be repaired or replaced by the Contractor at no additional cost to the City of Madison.

ARTICLE 512 METHOD OF CONSTRUCTION

Pipe bursting shall replace the existing 6-inch vitrified clay pipe in the terrace of E. Main Street with minimum 8-inch inside diameter pipe (10" HDPE IPS, DR11 or fusible 8" DIPS C900 pipe DR 25), as specified in Article 511.1.

The pipe bursting tool shall be designed and manufactured to force its way through existing pipe materials by fragmenting the pipe and compressing the old pipe sections into the surrounding soil as it progresses. The bursting unit shall generate sufficient force to burst and compact the existing pipeline. See manufacturer's specifications for tool sizes recommended for various pipe diameters as well as parameters associated with tool sizes for allowable upsize percentages.

The pipe bursting tool shall be pulled through the sewer by a cable or rods located at the machine pit. The bursting unit shall pull the polyethylene (PE) pipe with it as it moves forward from the insertion pit. The bursting head shall incorporate a shield/expander to prevent collapse of the hole ahead of the new pipe insertion. The pipe bursting unit shall be remotely controlled. Sectional replacement pipe shall be pushed as well as pulled behind the bursting head.

The bursting action of the tool shall increase the external dimensions sufficiently to break the existing pipe and simultaneously expand the surrounding ground sufficiently to permit pulling the new pipe through the annular space.

Videos and TV reports of the sanitary sewer that is planned to pipe burst with this project have been included in Attachment A as well as online at the following website. This information has been made available to you for bidding purposes. If you have problems, DVDs or CDs will also be available upon request. In order to access the videos online, enter the following on your Microsoft Internet Explorer address bar:

<ftp://ftp.cityofmadison.com>

Click Page

Select Open FTP site in Windows Explorer

Enter the following at the prompt:

Username: cityftp

Password: 2upload!

If you are not prompted, go to the File menu and select Login As and use the following use the following Username/ password combination:

Username: cityftp

Password: 2upload!

After you have accessed the City ftp site, the directory of interest for this project is called CAPITOL SQUARE PIPE BURSTING. Copy the video files and pdf files onto your hard drive, and the videos are yours to watch for bidding.

If you have problems, the videos and pdfs will be available on DVDs or CDs upon request

SECTION 512.1 LAUNCHING PIT

All pits shall be prepared and shored in an approved manner. For all static rod and cable pull machines, the machine shall be properly braced to resist the horizontal force necessary for the bursting operation. This may require the use of a thrust block with proper structural capabilities. If sewer access structures are used in lieu of pits, they shall be appropriately protected.

SECTION 512.2 EXISTING UTILITIES

The City shall provide the Contractor with all available documents relating to the location of utilities adjacent to the pipe to be replaced. Prior to commencing work, the Contractor shall verify the location of all adjacent utilities. The minimum clearance from other utilities shall be two feet. The Construction Engineer may, at their discretion, reduce the minimum clearance.

Unless otherwise noted in the contract documents, settlement or heaving of the ground surface during or after construction will not be allowed. The Contractor is solely responsible for the costs for repairing any surface heaving unless specified otherwise in the contract documents. However, at the discretion of the Construction Engineer, if soil conditions are not favorable and pipe up-sizing is required, a minimal amount of ground heaving may be allowed.

SECTION 512.4 PIPE JOINING

The HDPE pipe shall be assembled and joined at the site using the butt-fusion method to provide a leak proof joint. Threaded or solvent-cement joints and connections are not permitted. All equipment and procedures shall be used in strict compliance with the manufacturer recommendations.

Fusion shall be pre-formed by technicians certified by a manufacturer of pipe fusion equipment.

The butt-fused joint shall be true alignment and shall have uniform rollback beads resulting from the use of proper temperature and pressure. The joint shall be allowed adequate cooling time before removal of pressure. The fused joint shall be watertight and shall have tensile strength equal to or greater than that of the pipe. All joints shall be subject to acceptance by the Construction Engineer prior to insertion.

The Contractor shall cut out and replace defective joints at no additional cost to the City. Any section of the pipe with a gash, blister, abrasion, nick, scar, or other deleterious fault greater in depth than ten percent (10%) of the wall thickness (ASTM 585), shall not be used and must be removed from the site. However, a defective area of the pipe may be cut out and the joint fused in accordance with the procedures stated above. In addition, any section of the pipe having other defects such as concentrated ridges, discoloration, excessive spot roughness, pitting, variable wall thickness or any other defect of manufacturing or handling as determined by the Construction Engineer shall be discarded and not used.

Terminal sections of pipe that are joined within the insertion pit shall be connected with a mechanical coupling (e.g. a full-circle stainless repair clamp), electro-fusion couplings (e.g. Central Plastics or equivalent), or a non-shear restraint coupling. All connections shall be in conformance with the manufacturer's installation procedures.

SECTION 512.5 BYPASSING OF FLOWS

During execution of the work the Contractor shall be responsible for the continuity of sanitary sewer service to each facility connected to the affected sections of sewer main during and shall also bypass the main sewer flow around the pipe to be replaced, or into adjacent sanitary sewers, if available. The pumps and the bypass lines shall be of adequate capacity and size to handle all flows without sewage backup to private property. The Contractor shall be solely responsible for clean-up, repair, property damage costs, and claims resulting from failure of the diversion system.

The Contractor shall submit a detailed bypass pumping plan to the City Engineer for approval. At the sole discretion of the Construction Engineer, the Contractor may plug the main line sewer at an existing upstream sewer access structure or reduce flows by any other method specified in the contract documents and approved by the Construction Engineer.

The Contractor shall submit specifications for all pumping equipment to the City for approval. A list of all backup pumping equipment to be held in reserve on the job site will also be submitted. The pumps and bypass lines shall be adequate capacity and size to handle all flows.

Bypass Wastewater pumping required during pipe bursting installation shall be paid for under Bid Item 50361- Wastewater Control.

SECTION 512.6 LUBRICATION

Lubrication shall be used if, in the opinion of the Contractor, such lubrication is necessary to ensure the successful completion of the job. The Contractor shall use a lubricant approved by the Construction Engineer. Generally lubricants are used in pipe bursting when the new pipe is equal to or greater than two (2) times the diameter of the existing pipe, the burst length exceeds 300 feet, the diameter of new pipe exceeds 12-inches, or the hose pipe is under ground water. All lubrication required for installation of the pipe shall be considered incidental to pipe bursting.

SECTION 512.7 SERVICE RECONNECTION

All sanitary laterals shall be reinstated by open pit excavation. There are no anticipated lateral reinstatements within the proposed pipe burst.

The Contractor shall reconnect all service connections, after a suitable relaxation period, as approved by the Construction Engineer. Prior to any reconnection of service lines, the installed pipe shall be allowed to cool and relax for the recommended amount of time, as specified by the manufacturer. Service connections shall be reconnected to the pipe using connectors approved by the pipe manufacturer and in conformance with the specified installation procedures. Service connections shall be wrap around saddle (FERNCO), cast iron with gasket, tee connection (Inserta-T), or electro fusion (Central Plastics, Phillips, Driscopipe, or Plexco), or an approved equivalent.

Connections to the existing service pipe shall utilize flexible couplings. All flexible couplings shall conform to ASTM C 425. Joint deflection limits and lateral connections shall meet the maximums indicated in ASTM C 12 and C 425.

The slope of the existing laterals toward the newly installed sewer main shall be maintained at the existing percent of grade. For reconstructed laterals, a minimum slope of two percent (2%) or a slope specified by the Engineer is required. The pipe diameter of the proposed lateral shall be a minimum of 4 inches in diameter, and under no circumstances shall the new lateral be smaller than the existing lateral.

Connection of the new service lateral to the mainline shall be accomplished by means of a compression-fit service connection. The service connection shall be specifically designed for connection to the sewer main being installed, and shall be an Inserta TEE or equivalent, and installed using procedures and equipment referenced in written installation instructions provided by the manufacturer.

Connection Types Available for All Mainlines		
TYPES	GASKETTED BELL SDR 35	GASKETTED BELLIPS/SCH 40
PVC Hub	ASTM D3034 SDR 35	ASTM D3034 SDR 26
Rubber Boot	ASTM C443	ASTM C443
Band	301 SS	301 SS
Screw	305 SS	305 SS
Housing	301 SS	301 SS
Gasket	ASTM F477	ASTM F477

SECTION 512.9 RESTORATION

SANITARY ACCESS STRUCTURE (SAS) RESTORATION

The Contractor shall restore all manholes and associated surface areas to their original condition or as required by the Construction Engineer and specified in the description of work.

Prior to restoring sanitary access structures, the installed pipe shall be allowed the manufacturer's recommended amount of time, but not less than four (4) hours, for cooling and relaxation due to tensile stressing prior to sealing the annulus or backfilling the insertion pit. A sufficient excess length of new pipe, but not less than two (2) to four (4) inches, shall be allowed to protrude into the manhole to provide for occurrence. Restraint of pipe ends shall be achieved by means of Central Plastics Electro Fusion

coupling, or approved equal. The electro fusion couplings shall be slipped over the pipe ends, against the sewer access structure wall and fused into place. Installation of electro fusion couplings shall be done in accordance with the manufacturer's recommendations.

Following the relaxation period, the newly installed pipe shall be restrained and sealed at the sewer access structure in accordance with the manufacturer's recommendations and with a material approved by the Construction Engineer.

Restoration of the bottom of the SAS shall be completed as follows:

- a. For restorations up to three (3) inches, grout shall be used. The grout design mix shall meet or exceed 500 psi (3,447 kPa) compressive strength at 28 days. The Contractor may, with the approval of the Construction Engineer, incorporate grout additives to improve flow properties, provided that the minimum compressive strength requirements are met.
- b. For SAS restorations greater than three (3) inches, concrete shall be used and the contractor shall be compensated with both a Sanitary Sewer Tap (Bid item 50791) and a Reconstruct Bench and Flowline (Bid Item 50103).

Any additional restoration or damage repair of sanitary access structures shall be considered incidental to pipe bursting.

EXCAVATION PIT/ UTILITY POTHOLING RESTORATION

The Contractor shall restore all launching/ excavation pits/ utility verification potholing pits and associated surface areas to their original condition or as required by the Construction Engineer and specified in the description of work. Disturbed areas on private property shall be restored according to property owner specifications, within reason.

Prior to backfilling lateral and launching pits, the Contractor shall ensure that the new pipe is properly supported and on the required grade. Select fill, or other suitable material approved by the Construction Engineer, shall be used immediately under the new pipe to provide support and avoid sagging after backfill and compaction. Backfill shall comply with Article 502.1(e) of the Standard Specifications.

The surface repair of Pit Restoration, such as concrete work, pavement work, topsoil, seeding and mulching shall be paid for under the appropriate bid item included in the street reconstruction contract.

ARTICLE 513 FIELD TESTING

After the existing sewer is completely replaced, the Contractor shall perform an internal inspection with a television camera and DVD. The finished video shall be continuous over the length of the sewer between two manholes, or as specified by the Construction Engineer.

The newly installed pipe shall be visibly free of defects, which may affect the integrity or strength of the pipe. If in the opinion of the construction Engineer, such defects exist, the pipe shall be repaired or replaced at the expense of the Contractor.

Any pipe section with a gash, blister, abrasion, nick, scar, or other deleterious fault greater in depth than ten percent (10%) of the wall thickness shall not be used and must be removed from the site.

All testing shall be considered incidental to pipe bursting.

CCTV INSPECTIONS

The Contractor shall perform post installation internal television inspections upon completion of the project. The video of each sewer line reach shall include description and printed stationing of service lateral locations. Personnel trained to locate and identify breaks, obstacles, and service connections by closed circuit color television shall perform all such inspections. The Contractor shall repair all defects at no additional cost to the City.

Post construction DVDs will be submitted to City Engineering for review prior to final payment. Should any portion of the inspection videos be of inadequate quality or coverage, as determined by the Construction Engineer, the Contractor will re-inspect the unacceptable portion at no additional expense to the City. All original DVDs will become, and remain, the property of City Engineering. The Contractor may retain a second copy.

CCTV inspections shall be considered incidental to pipe bursting.

AIR TEST

The pipe shall be tested with low pressure air in accordance with ASTM C828. Tests shall be made in the presence of the Contractor and the Engineer. If the pipe fails the air test, the Contractor shall locate the source(s) of the leak and repair the defect(s). The pipe shall then be retested until a satisfactory result is obtained. Despite any previous testing, any leaks developed before the end of the 1-year guarantee period shall be expeditiously repaired by the Contractor at no expense to the City.

SECTION 601 ELECTRICAL, GENERAL REQUIREMENTS

The existing signal and lighting poles, conduits, handholes, and manholes not scheduled for removal or abandonment shall be protected during construction. If the contractor believes that damage to such facilities is unavoidable, the contractor shall not damage or remove any facilities until the City Traffic Engineering electrical inspector has reviewed and approved such actions. Any damage or removal of City electrical conduit, wire, fiber, or structures, without the specific approval by the City Traffic Engineering electrical inspector shall be promptly repaired or replaced by and at the expense of the contractor. The City may elect to do repair work with City crews. The cost for any repair work done by the City will be billed to the contractor.

Any damage or removal of City street lighting facilities shall be repaired or replaced within 24 hours, but any resulting street light outage resulting from such damage or removal shall be confined to as few numbers of street lights as possible. The streetlight circuits shall remain operational each and every night. If any street light outage continues beyond 24 hours, the City shall have the right to make temporary or permanent repairs, with the full cost of such work, including engineering time, billed to the general contractor.

The City of Madison Traffic Engineering Division will install new streetlight and signal poles as necessary and install wire for new street lighting and traffic signal operation. The contractor shall install and maintain temporary street lighting and wood poles required for temporary traffic signal equipment to keep lighting and signals operating during construction as described in bid item 90025.

Unless a traffic signal or street light pole or base is specifically designated for removal, it shall be saved. Unless a manhole, handhole or conduit is specifically designated for removal, it shall be saved.

The Contractor shall compare electrical plans to the plan and profile sheets to be aware of existing and proposed utilities as they relate to the proposed electrical work.

SECTION 601.10 MATERIALS FURNISHED BY THE CITY OF MADISON

The following electrical materials will be furnished to the Contractor at the Traffic Operations Shop, 1120 Sayle Street. The Contractor shall notify the Traffic Operations Shop (Dennis Rowe at 266-9034) twenty four (24) hours prior to picking up any materials.

ITEM	Quantity
1" x 40" Anchor Bolts	48
1¼" x 48" Anchor Bolts	16
1" x 60" Anchor Bolts (if required for offset bases)	16

SECTION 602.4(b) ELECTRICAL CONDUIT

Item 60241, Gopher Raceway, shall include any and all work associated with determining locations of existing utilities, such as underground locates. Item 60241 shall include raceways created by pushing, gophing or boring. The measured quantity will only include distances installed directly underneath curb and gutter, roadway, and sidewalk sections that are not removed or constructed with this project. Minor alterations in conduit location may be made by the City Traffic Engineering Electrical Inspector to avoid gopher installation.

Where curb and gutter is being replaced, the new conduit to be installed parallel to the curb and gutter shall be placed according to the Typical Conduit Installation detail shown on the plan sheet. When existing utilities preclude placing conduit as shown in the detail, the conduit shall be placed under the curb or as close to the curb as possible.

When curb and gutter is not being replaced, the new conduit to be installed parallel to the curb and gutter shall be placed in the roadway, three feet from the edge of gutter, and as approved by the City Traffic Engineering Electrical Inspector.

Entering existing manholes shall be made by watertight methods. The cost for drilling holes in manholes and resealing such openings after the conduit is installed shall be considered incidental to the electrical conduit bid item.

ARTICLE 607 ELECTRICAL HANDHOLES

The contractor shall furnish Type 1, 5 and 7 handholes conforming to this section and the Standard Detail Drawings.

Electrical Handhole, Type 1 shall be gray colored polymer concrete construction. Box dimensions for Type 1 shall be 19" wide X 32" long X 24" deep and come with a cover rated to withstand 15,000 lbs over a 10" square with a minimum test load of 22,568 lbs. Electrical Handhole, Type 5, shall be gray colored polymer concrete construction. Box dimensions shall be 26" wide by 38" long by 24" deep. The box and cover shall be rated at 15,000 lbs over a 10" square with a minimum test load of 22,568 lbs.

Electrical Handhole, Type 7, shall be gray colored polymer concrete construction with a two piece hinged cover. Box dimensions shall be 30" wide by 48" long by 36" deep. The box and cover shall be rated at 15,000 lbs over a 10" square with a minimum test load of 22,568 lbs.

SECTION 701 PROVISIONS FOR WATER INSTALLATION AND ABANDONMENT

This project consists of water main improvements on S. Carroll St., (W. Washington Ave. to S Hamilton St.); W. Main St. (S. Hamilton St. to Martin Luther King Jr. Blvd.); E. Main St. (Martin Luther King Jr. Blvd. to King St.); S. Pinckney St. (King St. to E. Washington Ave.); and the intersection of S. Hamilton St., E. Main St., and S. Carroll St.. A general outline of the work is as follows:

- S. Carroll St.: Reconnect existing services and hydrants from the existing 6-in water main to existing 10-in water main. Install new valves and services on the existing 10-in water main. Cut off and abandon the existing 6-in water main.
- E. Main St. and W. Main St.: Install new 10-in water main in the street. Reconnect existing services and hydrants from existing 8-in water main to new 10-in water main. Cut off and abandon existing 8-in water main.
- S. Pinckney St.: Install new 10-in water main in the street. Reconnect existing services and hydrants from the existing 10-in water main to the new 10-in water main. Cut off and abandon the existing 10-in water main.
- S. Hamilton St.: Extend new water main to street paving limits. Connect new water main to existing 6-in and 8-in water main on E. Main St. and S. Carroll St.

View the site prior to bidding and become familiar with existing conditions and utilities.

SECTION 703 **CONSTRUCTION METHODS**

Perform all work in accordance with these provisions and the City of Madison *Standard Specifications For Public Works Construction, 2016 Edition*.

SECTION 703.7 **CONNECTING TO EXISTING WATER MAINS**
SECTION 703.8 **WATER MAIN SHUTOFFS**

Due to the configuration of the water main and services, a number of service reconnections will require that the existing water main be depressurized. To minimize the impacts of repeated water shutoffs to properties, the following requirements will also be enforced:

- Reconnect services 2-in and smaller to the new water main first.
- Reconnect multiple services larger than 2-in simultaneously during the same water main shutoff period. The following group of services shall be reconnected simultaneously:
 - 7 and 25 W. Main St.
 - 1 S. Pinckney St. (2 services)
- Complete intersection connections and water main cutoffs only after all possible affected services have been reconnected to new water main.

Refer to the Water Impact Plan on sheet W-7 of the plans for additional shutoff coordination information.

To assist in water shutoff planning, Madison Water Utility has compiled contact information that is to be used for notifying affected properties in addition to standard notification requirements. The following contact information should not be considered fully comprehensive, and the Contractor's responsibility to ensure proper notification to all properties shall remain.

- State Capitol Building
 - Paula Veltum
Assistant Bureau Director
608.266.3660
paula.veltum@wisconsin.gov
- 12/16 S. Carroll St.
 - Mark McCaulley
Mullins Property Management
608.575.9822
markmac@mullinsgroup.com
- 22 S. Carroll St. (Park Hotel)
 - George Weisner
General Manager
608.327.1125
gwiesner@parkhotelmadison.com
- 25 W. Main St.
 - Clint McCullough
Urban Land Interests
608.209.3115
cmccullough@uli.com

BID ITEM 70080 – CUT-IN OR CONNECT TO EXISTING WATER SYSTEM
BID ITEM 70082 – CUT OFF EXISTING WATER MAIN

Areas where cutting off and/or capping existing water main is required as *part of* a cut-in, connection, or salvaging of existing water fitting(s), will be considered incidental to the cut-in/connection operation.

Any cut-in connections within 6-feet of each other will be considered and paid as a single cut-in connection, and completed simultaneously.

BID ITEM 70415 – ABANDON WATER VALVE BOX

Unless a valve box interferes with other street reconstruction work, abandon all valve boxes only after the completion of all other water main work in this contract. Valve boxes located in sidewalk sections that are not being replaced, shall have their lids removed and be sealed with a concrete slurry mix "A" (Refer to Article 301 of the Standard Specifications). This includes valve boxes for abandoned curb stops (noted as WN3 on the plans).

BID ITEM 90001 – C1 CONCRETE SIDEWALK, 7-INCH

DESCRIPTION

This work shall be in accordance with the requirements of Part 3 of the Standard Specifications, except as herein after amended.

MATERIALS

The concrete mix design shall be as follows per cubic yard:

Cement: 575 lbs

Fine Aggregate: 950 lbs

Upper Canadian Black Granite (½ x ¼) or Starlite Black Granite (9/16 x 3/16): 752.5 lbs

Colonial Red Granite (9/16 x 3/16): 1397.5 lbs

Sieve Analysis

Upper Canadian Black Granite

Sieve Size	% Passing
9/16"	100%
0.53"	98.5%
7/16"	84.7%
5/8"	65.8%
¼"	14.2%
#4	1.0%

Starlite Black Granite

Sieve Size	% Passing
9/16"	98%
3/8"	66%
3/16"	12%
#8	0%

Colonial Red Granite

Sieve Size	% Passing
9/16"	98.0%
3/8"	67.0%
#4	13.0%
#8	3.0%
#16	<1.0%

Expansion joint filler shall be closed cell foam type conforming to ASTM D 1752. ASTM D 5249, Type 41 2, ASTM D 7174. The joint sealer shall be the gun grade Sonolastic NP 1 urethane as manufactured by Sonneborn, or an approved equal. The color shall match the adjoining work and shall be approved by the Engineer.

CONSTRUCTION

Placing and Finishing Concrete. Conform to Part 3 of the Standard Specifications for the concrete. The Engineer will check and approve the foundation, forms and reinforcement if required, before placing the concrete. Place the concrete on a moist foundation, deposit it to the required depth, and consolidate sufficiently to bring the mortar to the surface, then strike-off and finish to a true and even surface. Before mortar sets, spray the surface with water and brush or lightly broom the surface to expose the aggregate to closely match the existing C1 concrete sidewalk adjacent to the area. The Contractor shall provide water for use in spraying the surface and should not assume that water will be provided by the City. Before performing the final surface finish, check the sidewalk surface with a 10-foot straightedge, and correct all areas that vary ¼-inch from the testing edge by adding or removing concrete while the concrete is still plastic.

C1 Concrete Sidewalk 7-Inch shall be doweled into all existing and new concrete with #6 epoxy coated tie bars. All tie bars shall be in accordance with Standard Details 3.10 and 3.11 of the City of Madison Standard Specifications

All C1 Concrete Sidewalk 7-Inch shall include 2 inches crushed stone base foundation incidental if needed.

Contractor shall follow concrete waste management standard specifications.

Interface between C1 Concrete Sidewalk 7-Inch and 7" Concrete Sidewalk & Drive shall have foam expansion joint and caulk seal, which are incidental to this item.

All permanent mainline sidewalk shall be placed within 30 days of removal of existing mainline sidewalk.

METHOD OF MEASUREMENT

C1 Concrete Sidewalk 7-Inch shall be measured by the square foot installed and accepted.

BASIS OF PAYMENT

C1 Concrete Sidewalk 7-Inch, measured as stated above, is full compensation for providing all materials, including concrete, bar steel reinforcement HS, joint fillers, joint sealers, and expansion joints; for excavating and preparing the foundation; backfilling and disposing of surplus material; for placing, finishing, protecting, and curing; and restoring the work site. However, if the contract provides a bid item for excavation, then the department will pay for work required and performed in construction concrete sidewalks as specified in the contract.

BID ITEM 90002 – MAINTAIN IRRIGATION SYSTEM

DESCRIPTION

This item shall consist of the Contractor using all means necessary to perform work while maintaining the existing irrigation system and/or repairing and replacing any portions of the irrigation damaged or disturbed while performing the contract work and furnishing and installing the planter irrigation main, services, utilities, appurtenances and connections to utilities. In addition to using means necessary to support and protect the existing irrigation system, and, where necessary to replace portions of the irrigation system, the work includes the furnishing and installation of the following: water service lateral, irrigation main, electronic remote control valves, control timer, access restricted valve boxes, pop-up spray heads with nozzle, conduit, and electrical wire and connections.

The existing irrigation system includes 2" copper pipe mains that are generally located behind or under the existing curb and gutter. The 2" irrigation main runs from the controllers located in the cabinets at W. Washington Ave. and E. Washington Ave. and also under the benches at the bus stops. The main provides water service to each of the planters, and within each planter there is an electric valve in a valve box, and PVC piping provides water service to the sprinkler heads that surround the outer edges of the planters. Approximately 6 to 8 sprinklers are in each planter. The irrigation system also provides water service to multiple hose bibs.

The planter irrigation services shall be constructed with Rain Bird Landscape Irrigation Products, or approved equal. The specifications are intended to provide the bidder with a description of the work and quantities. It is the Contractor's responsibility to coordinate the material selection, sizes, jointing and connection details all as necessary to carry out the intent of the plans and specifications for the work.

All work necessary to salvage and relocate or replace irrigation components in the planters that are being modified as part of this contract shall be considered incidental to this bid item. It is expected that all water services, sewer laterals and any new electrical conduit street crossing will cross the irrigation system main, and any work that takes place within any of the planters will also impact the sprinkler system for that particular planter.

Contractor shall coordinate with City Parks on repairing any removed or damaged areas of the irrigation system. Contact Steve Elmer at 209-8700 or Tom Skaife at 225-4849.

MATERIALS

When replacement of portions of the irrigation system are necessary, the materials included under this item shall be all those required to repair parts of the irrigation that are damaged or disturbed during construction and install the irrigation services, utilities and connections. All water and electrical line connections and joints necessary to completely install and operate the irrigation services shall be furnished and installed by the Contractor as an incidental cost associated with this bid item.

The proprietary names are being used to call out the kind and quality of materials. The bidder may furnish materials equal to or better than those listed at the discretion of the City and at no increased cost to the City.

Materials shall be furnished in accordance with the City of Madison Standard Specifications for Public Works Construction, 2016 edition and as hereinafter provided.

- Irrigation System Mainline Pipe between Planters: 2-Inch Copper Pipe
- Irrigation System Mainline Pipe in Planter: 1-inch diameter Class 200 PVC Pipe
- Irrigation System Lateral Line Pipe: 1-inch diameter HD100 PE Pipe
- Irrigation System Pipe Sleeve: 2-inch diameter Schedule 80 PVC conduit
- Electric Valve: Rain Bird 100-PGA
- Controller: Rain Bird ESP Modular Series 4 Station Controller
- Valve Box: Rain Bird VB STD Valve Box with Black Cover
- Rain Bird Model 1812-SAM PRS-P30 12" Spray head Part Circle
- Rain Bird Model 1812-SAM PRS-P30 12" Spray head Full Circle
- Rain Bird MPR Nozzles
- 16 AWG, single conductor, direct bury rated electric wire
- Electrical connectors: 3M DBY/R-6 splice kits
- Electrical cable sleeve: 2-inch diameter PVC (Schedule 40 and 80) conduit.

Proprietary names are being used to call out the kind and quality of materials. The Contractor may furnish equal or better materials from those listed, if approved by the Engineer.

CONSTRUCTION

System Components

This project consists of providing means and methods necessary to work around and protect the existing irrigation system and repairing the existing irrigation system where damaged, and replacement of the irrigation system in (2) planters on W. Mifflin Street. Each new planter irrigation system shall consist of one electric service connection, one water service connection, one Rain Bird ESP Modular controller or the modification of an existing controller, Type K copper supply line, and all zone components (see following).

Water service connections shall be made as shown in the plan. The Contractor shall be responsible for verifying the location and elevation of connection locations and the City field representative shall review the location prior to connection. All fittings to tie into the water system shall be schedule 80 brass fittings with flare connections. Although the service lateral depth may vary to avoid utility conflicts, at no time shall any replaced services be less than 24 inches deep. Each system shall contain a hand-operated brass ball valve for system isolation.

Joints and fittings shall be restricted to landscape bed areas only, with no joints or fittings under the concrete sidewalk, unless approved by the Engineer.

In areas where the existing irrigation main is removed to accommodate construction, the Contractor shall replace the main and components in kind. Irrigation main replacement shall be made with copper pipe and soldered joints at each cut end; compression couplings may be used if only approved by City Parks prior to installation. Any replaced or salvaged and reinstalled electric valves shall have unions installed on both ends, with mechanical joints.

Zone Components

Services to the planters shall be made with copper pipe, matching the existing pipe diameter. Landscape areas shall consist of (1) Rain Bird 100-DV Electric Remote Control Valve, one (1) Rain Bird VD-STD-L valve box, the appropriate number and models of Rain Bird sprinkler heads as shown on the plans, 1-Inch PVC zone laterals, electrical connections and conduits, and all connections and joints necessary.

Rain Bird VB-STD-L valve boxes shall be located in each landscape bed as shown on the plans, within 2-1/2 feet but not closer than 1-1/2 feet from the landscape bed curb head. The top of the box shall be set 1/2 inch above the finished topsoil grade. The bottom of the valve box shall be open and shall be underlain with 3/4-inch round washed rock and type R geotextile filter fabric to allow drainage. Only flexible sealing such as plastic sheeting or geotextile fabric may be used to seal around the water service lateral. The service lateral shall tee and then be coupled to, and reduced to if necessary, a manufacturer-supplied 1" PVC manifold system to feed the required number of valves. One valve shall be provided per zone as shown on the plan. 1-inch Schedule 40 PVC irrigation laterals shall then proceed throughout the length of the planters to serve each sprinkler head as shown on the plans.

Zone laterals shall be 1" SCH 40 PVC tubing, or as recommended by the manufacturer and approved by the Engineer. Zone laterals shall be installed in 2" SCH 40 PVC sleeves when placed under sidewalk.

Any replacement of sprinkler heads shall be the appropriate head for each specific planter location such that when in use, the sprinkler is only watering the landscaped planter and not the adjacent sidewalk.

Any planter that requires new irrigation shall be installed to adequately water the entire planter and landscape areas intended. The Contractor shall be responsible to verify the pressure of the water before installation of the nozzles and to verify adequate water coverage of the intended areas. The Contractor shall test the system at operating pressure for 4 hours minimum and inspect the system for leaks. Repair

any leaks and retest the system after the required cure time for the repairs. The Contractor shall be required to coordinate with Parks Division staff for inspection prior to backfilling of the planters.

Trenching, Backfilling and Restoration

In landscape planters, topsoil shall be separated and salvaged for reuse in restoration. Care shall be taken to avoid tree root systems. Backfilling shall be done using the native material found on-site, foot-tamped in 6-inch lifts. Landscape planter restoration shall be accomplished using salvaged topsoil. Salvaged topsoil shall be fine-graded flush to undisturbed areas. Trenching, backfilling and salvaging topsoil in the landscape planters shall be paid as incidental to this bid item. Disturbed areas shall be sodded and shall be paid under separate bid item as part of the project's overall Sod bid item.

The Contractor shall ensure that no debris of any kind get trapped in the system. Should any debris end up in the irrigation system the contractor shall remove and clean the system prior to performing any testing or turning on the system.

START-UP MEETING AND O&M MANUAL

The Contractor shall conduct an on-site walk through with city's Parks Division/Mall Maintenance staff and Engineering staff prior to the start of the project. The existing irrigation will be tested to ensure it is working properly. Any deficiencies to the system will be identified at that time. The Contractor shall work cooperatively with Parks Division staff to coordinate any repairs that are identified during the on-site walk through that they wish to correct in conjunction with this project.

All Operating and Maintenance Manuals shall be provided to Park Division staff for all new systems. The O&M Manual shall include the manufacturer-provided owner's manual and recommended maintenance schedule, the construction drawings notated by the Contractor with any changes from the designed system and the specific modifications made to the existing irrigation system.

MEASUREMENT

Maintenance of Irrigation System and Appurtenances shall be measured by the Lump Sum for all work, materials, and incidentals necessary to protect the existing irrigation system and/or repair or replace the existing irrigation system damaged as part of the project and as accepted by the Engineer.

BASIS OF PAYMENT

Maintenance of Irrigation System and Appurtenances shall be measured as describe above and shall be full compensation for furnishing and installing the materials required to complete the irrigation system; for excavating and disposing of excess material; for backfilling; for testing, repairing, and adjusting the system; and for furnishing all labor, tools, equipment, and incidentals necessary to complete the work.

BID ITEM 90003 – REMOVE, SALVAGE & REINSTALL GRANITE CURB & FOUNDATION

DESCRIPTION

This bid item includes all materials, equipment, labor, and incidentals necessary to remove the granite curb and foundation, salvage the curb and reinstall on a new foundation per the plans, details and as herein provided.

The existing granite curb for the planters is supported by a reinforced concrete wall. At the locations indicated on the plans, the Contractor shall remove the existing granite curb taking care not to damage the curb. The Contractor shall salvage and store the granite curb at a location selected by the Contractor. If the granite curb is lost, stolen or damaged, the Contractor shall replace the granite curb at no additional cost to the City.

The concrete foundation wall shall be removed as necessary, including the steel reinforcement. All removal work shall conform to Part II of the Standard Specifications.

For re-installation of the planter granite curb, the Contractor shall install the concrete foundation per the detail drawings and per Part III of the Standard Specifications. The concrete foundation wall shall be installed on 6 inches of gradation no. 2 crushed aggregate, and all rebar shall be epoxy coated. Base material and rebar shall be considered incidental to this bid item.

Reinstall the granite curb on the foundation wall per the detail drawings. Install joint filler and caulk joints to match the existing planter wall construction. Joint filler and caulking are included with this item.

Relocation of planter walls as indicated on the plans shall be paid under this item, which shall include all work necessary to remove and relocate the planter walls. Saw cut the existing granite curb as necessary in locations where the planter walls are being relocated. Corner pieces of granite curb shall be used on all convex corners and a saw cut on a 45 degree angle shall be used for concave corners. Relocation or replacement of any irrigation system components necessary to relocate the planter wall shall be considered incidental to Bid Item 90003 – Maintenance of Irrigation System.

Backfill the planter wall with select fill.

METHOD OF MEASUREMENT

Remove, Salvage & Reinstall Granite Curb and Foundation shall be measured by the linear foot along the exterior bottom edge.

BASIS OF PAYMENT

Remove, Salvage & Reinstall Granite Curb and Foundation, measured as provided above, shall be paid for at the contract unit price, which price shall be payment in full for removing and salvaging the existing granite curb, removal of the foundation wall, and reinstalling the cast in place foundations; including concrete, bar steel reinforcement HS, and placement of the salvaged granite curb including all joint fillers, joint sealers, and expansion joints; for excavating and preparing the foundation; backfilling and disposing of surplus material or select backfill; for placing, finishing, protecting, and curing; and restoring the work site and for furnishing all labor, tools, equipment and incidentals necessary to complete this item of work.

BID ITEM 90004 –RESET GRANITE CURB

DESCRIPTION

This bid item includes all work, equipment and incidentals necessary to reset granite curb on the existing foundation wall. In locations where the granite curb has been lifted off the existing foundation, the contractor shall remove the existing granite curb, install a new stainless steel pin where necessary, and reset the granite curb on the existing foundation such that the curb rests evenly with the adjacent curb and concrete. The contractor shall shim the curb as necessary to level the curb and reinstall joint filler and caulking once the granite curb is reset.

METHOD OF MEASUREMENT

Reset Granite Curb shall be measured by the linear foot acceptably completed..

BASIS OF PAYMENT

Reset Granite Curb, measured as provided above, shall be paid for at the contract unit price, which shall be full compensation for furnishing all labor, tools, equipment and incidentals required to complete the work set forth in the description.

BID ITEM 90005 – TEMPORARY PAVEMENT

DESCRIPTION

This work shall include all work, materials, labor and incidentals necessary to construct a 3" minimum thick HMA pavement suitable for use as a temporary pedestrian or motor vehicle access during the weekend of the Art Fair on the Square Event or as directed by the Engineer for maintenance of traffic.

Preparation for the temporary pavement is included with this item including excavation or fill as needed. The pavement shall be installed on existing base course material or, in areas where the grade is too low, the Contractor shall install Gradation 2 crushed aggregate base course as needed, which shall be considered incidental to this item. The Contractor shall be responsible for maintaining the temporary pavement and all components with no additional compensation.

All materials, preparation and placement shall be in accordance with Part IV of the Standard Specifications. The Contractor shall place the temporary pavement such that it is even with the adjacent paved surfaces and will be suitable for use for a driving surface or for pedestrian use.

Excavation of the temporary pavement prior to placement of permanent infrastructure shall be considered incidental to the Excavation Cut item.

METHOD OF MEASUREMENT

Temporary Pavement shall be measured by the square yard acceptably installed.

BASIS OF PAYMENT

Temporary Pavement shall be measured as described above shall be full payment for all work, materials and incidentals required to complete the work in accordance with the description

BID ITEM 90006 – TEMPORARY SIDEWALK

DESCRIPTION

This special provision describes installation and maintenance of temporary sidewalk material to be used to provide and maintain pedestrian access through the site and to all businesses and sidewalk café space where applicable.

MATERIALS

Furnish a hard temporary surface material consisting of asphaltic surface, any grade of concrete, skid resistant steel plating, wood bridging, rubber matting or alternative material as approved by the Engineer. Gravel or base course material is not acceptable.

CONSTRUCTION

Install, maintain, and remove temporary sidewalk material as directed by the Engineer. Level and compact the surface prior to placing temporary surface material. The temporary sidewalk shall have a minimum clear width of 8 feet (additional width may be required in sidewalk café areas); be located outside the immediate work area, as approved by the Engineer; and meet the requirements of the current Americans with Disabilities Act Accessibility Guidelines (ADAAG). The Contractor shall maintain the temporary sidewalk when disturbed by construction operations or utility trenches or as necessary to keep the access in compliance with ADAAG. Depending on the amount of disturbance maintaining that temporary access may require removing and relaying the material in the same location.

If necessary for construction activities, temporary sidewalk may involve construction of wood bridging to maintain access over open trenches or curing concrete. Any wood bridging shall be constructed with protective railing where required and be ramped at either end such that the wood bridging is not a trip hazard.

MEASUREMENT

Temporary sidewalk shall be measured by the square foot acceptably installed, maintained and removed.

PAYMENT

This item, measured as provided above, will be paid for at the contract unit price which is full compensation for furnishing, loading, hauling material; for preparing the foundation; for furnishing, placing, maintaining, and removing temporary surface material; for reconstructing or relaying the temporary surface material; and for furnishing all labor, tools, equipment, and incidentals necessary to complete the work.

BID ITEM 90007 – TEMPORARY CROSSWALK ACCESS

DESCRIPTION

This special provision describes maintaining accessible crosswalks crossing the construction zone. Maintaining accessible crosswalks consists of maintaining a crosswalk on existing pavement, new pavement, or temporary surface material. Temporary Crosswalk Access shall be used to maintain pedestrian access as required under Maintenance of Traffic.

MATERIALS

Furnish a hard temporary surface material consisting of asphaltic surface, any grade of concrete, skid resistant steel plating, or alternative material as approved by the Engineer. Gravel or base course material is not acceptable.

CONSTRUCTION

Install, maintain, and remove temporary surface material at Temporary Crosswalk Access locations as shown on the plans or as directed by the Engineer. Level and compact the surface prior to placing temporary surface material. The temporary crosswalk shall have a minimum clear width of 4 feet; be located outside the immediate work area, as approved by the Engineer; and meet the requirements of the current Americans with Disabilities Act Accessibility Guidelines (ADAAG). The Contractor shall maintain the Temporary Crosswalk Access when disturbed by construction operations or utility trenches or as necessary to keep the access in compliance with ADAAG. Depending on the amount of disturbance to the Temporary Crosswalk, maintaining that temporary access may require removing and relaying the material in the same location.

MEASUREMENT

Temporary Crosswalk Access will be measured as Each Temporary Crosswalk Access acceptably installed, maintained and removed in a single location.

PAYMENT

This item, measured as provided above, will be paid for at the contract unit price which is full compensation for furnishing, loading, hauling material; for preparing the foundation; for furnishing, placing, maintaining, and removing temporary surface material; for reconstructing or relaying the temporary surface material; and for furnishing all labor, tools, equipment, and incidentals necessary to complete the work.

BID ITEM 90008 – TEMPORARY SIDEWALK RAMP

DESCRIPTION

This special provision describes installing and maintaining temporary sidewalk ramps where needed to provide accessible crosswalks through or around the construction zone. Temporary sidewalk ramps consist of providing surface material to safely slope sidewalks to the street grade and installing a means of maintaining drainage through gutter sections.

In locations where the sidewalk open to pedestrians can be adequately sloped within the construction zone to provide access to a temporary crosswalk (existing curb and gutter has been removed), this sloping shall be considered incidental to Bid Item 90007, and will not be paid as a temporary sidewalk ramp.

MATERIALS

Furnish a hard temporary surface material consisting of asphaltic surface, any grade of concrete, skid resistant steel plating, or alternative material as approved by the Engineer. Gravel or base course material is not acceptable. Material should be of sufficient stability such that the temporary ramp does not settle or break away from the adjacent curb, sidewalk, or pavement.

PVC pipes shall be used where required to maintain drainage along the existing curb and gutter. PVC pipes should be a minimum of 2" in diameter.

CONSTRUCTION

Install, maintain, and remove temporary sidewalk ramps, including any means of providing drainage, at locations as shown on the plans or as directed by the Engineer. The temporary sidewalk ramp shall have a minimum clear width of 5 feet; be located outside the immediate work area or open travel lanes, as approved by the Engineer; and meet the requirements of the current Americans with Disabilities Act Accessibility Guidelines (ADAAG), including slope of the ramp. The Contractor shall maintain the temporary sidewalk ramp when disturbed by construction operations or utility trenches or as necessary to keep the access in compliance with ADAAG. Depending on the amount of disturbance to the Temporary Crosswalk, maintaining that temporary access may require removing and relaying the material in the same location, and such maintenance shall be considered incidental to this item.

MEASUREMENT

Temporary Sidewalk Ramp will be measured as Each Temporary Sidewalk Ramp acceptably installed, maintained and removed in a single location.

PAYMENT

This item, measured as provided above, will be paid for at the contract unit price which is full compensation for furnishing, loading, hauling material; for preparing the foundation; for furnishing, placing, maintaining, and removing temporary surface material; for reconstructing or relaying the temporary surface material; and for furnishing all labor, tools, equipment, and incidentals necessary to complete the work.

BID ITEM 90009 – REMOBILIZATION FOR EVENT

DESCRIPTION

This bid item shall be completed in accordance with Section 109.14 of the Standard Specifications and per the following.

This bid item shall include all work, hauling, equipment and incidentals required to remove all equipment and materials from the project site by 12:00 pm on Friday, July 7 in order for the Art Fair on the Square event to take place. The Contractor shall then return to the site with the equipment and materials necessary to complete the remaining work under this contract. This bid item includes all work necessary to leave the site by the date and time indicated and to return to the site.

METHOD OF MEASUREMENT

Remobilization for Event will be measured as a Lump Sum acceptably completed as set forth in the description.

BASIS OF PAYMENT

Remobilization for Event, measured as provided above, will be paid at the contract unit price which shall be full compensation for all labor, hauling, equipment and incidentals necessary to remove all equipment and materials from the site prior to the event and then return to the site to complete the remaining work under the contract.

BID ITEM 90010 – REMOVE, SALVAGE AND RE-INSTALL TREE GRATE WITH NEW FRAME (5'X5')

DESCRIPTION

This Bid Item includes all labor, equipment and incidentals necessary to Remove, Salvage and Re-install Tree Grates with a new frame at the locations indicated on the plans or as directed by the engineer for completion of utility work. Approximate dimensions of the tree grates are as indicated in the item title.

The Contractor shall remove the existing cast iron tree grate plates without causing any damage to the grates; if the Contractor causes any damage to the grates, the damaged grates shall be repaired or replaced at no additional cost to the City.

Once removed, the Contractor shall store the grates in a secure location from the time it is removed and until re-installed. It is the Contractor's responsibility to ensure that the grates are not stolen or lost when removed. If the grates are stolen or lost, the Contractor shall replace them at no additional cost to the City.

The Contractor shall provide and install a new cast iron tree grate frame matching the dimensions, casting type, style and color of the grates that were removed and salvaged. The Contractor may salvage and re-use the existing frame if it can be removed from the surrounding concrete without being damaged or bent in any manner. Otherwise, removal of the tree grate frame, per Part 2 of the Standard Specifications, shall be considered incidental to this bid item. The Contractor shall install the tree grate frame and salvage grates per the manufacturer's specifications and shall coordinate with the Engineer and City Forestry to place the tree grate in the proper location.

METHOD OF MEASUREMENT

Remove, Salvage and Re-install Tree Grate with New Frame shall be measured by the Each unit acceptably completed.

BASIS OF PAYMENT

Remove, Salvage and Re-install Tree Grate with New Frame, as measured above, shall be paid at the contract unit price which shall be full compensation for labor, equipment, materials, hauling, storage and incidentals necessary to acceptably complete the work as described.

BID ITEM 90011 – FENCE SAFETY

DESCRIPTION

This special provision describes constructing a temporary fence between the construction zone and sidewalk open to the public, or as directed by the Engineer and as hereinafter provided. Fence shall only be installed in areas where pedestrians will be immediately adjacent to the work zone or in areas that become problematic with pedestrians crossing the street at areas not designated as cross walks. Safety fence installation shall not interfere with access to any properties or any space within the right-of-way used by adjacent businesses, if approved by the City. Fence shall also extend to the ground to be detectable by cane for the blind.

MATERIALS

Provide notched conventional metal "T" or "U" shaped fence posts.
Provide fence fabric meeting the following requirements.

Color:	International orange (UV stabilized)
Roll Height:	4 feet
Mesh opening:	1 inch min to 3-inch max
Resin/construction:	High density polyethylene diamond mesh
Service temperature:	-60° F to 200° F (ASTM D648)
Tensile Yield:	Avg. 2000 lb per 4 ft. width (ASTM D638)
Ultimate tensile strength:	Avg. 3000 lb per 4 ft. width (ASTM D638)
Elongation at break (%):	Greater than 100% (ASTM D638)
Chemical resistance:	Inert to most chemicals and acids

CONSTRUCTION

Drive posts into the ground 12 to 18 inches or use other Engineer approved method to secure posts. Space posts at a maximum of 7 feet.

Use a minimum of three wire ties to secure the fence at each post. Weave tension wire through the top row of strands to provide a top stringer that prevents sagging.
Overlap two rolls at a post and secure with wire ties.

In areas where concrete sidewalk is not to be removed, the contractor shall provide other means for securing fencing and posts so as not to disturb the concrete pavement or sidewalk. Such means could be by use of barrels, fence posts with concrete bases, or other approved means.

It is expected that all fencing will be promptly removed once the concrete pavement work has been completed and concrete is cured or at an earlier date as required by the Engineer.

METHOD OF MEASUREMENT

City Engineering will measure Fence Safety by the linear foot along the base of the fence, center to center of posts. Fence that is moved or removed and replaced for construction activities on the same side of the street will not be measured and paid again.

BASIS OF PAYMENT

Payment is full compensation for furnishing and installing fence and posts; maintaining the fence and posts in satisfactory condition; removing and disposing of fence and posts at project completion; and for furnishing all labor, tools, equipment and incidentals necessary to complete the work.

BID ITEM 90012 – TOPSOIL MIXTURE BACKFILL

DESCRIPTION

This work shall consist of the furnishing and installing topsoil backfill as shown on the plans and as herein provided. Topsoil backfill is to be used for restoration within all planters located within the project limits. The Contractor shall salvage existing topsoil backfill whenever possible. Salvaged and replaced topsoil backfill will be paid under this bid item provided that the material salvaged and reused is free of all vegetation and deleterious materials, including gravel.

MATERIALS

Topsoil backfill shall be composed of topsoil, peat moss and sand mixed 1:1:1 by volume per the State of Wisconsin Standard Specifications 632.2.3.4.

CONSTRUCTION

In topsoil mixture backfill locations, excavate areas to receive topsoil backfill to the appropriate depth to receive a minimum of 8" of topsoil backfill and sod placement to be even with the adjacent ground surface. Excavation around trees shall be minimized and shall only be completed without damage to the existing root structure. Place backfill in 4"-5" lifts. Lightly compact each lift enough to be able to withstand foot traffic without causing a footprint more than 1" deep. Even off the top surface of the backfill at the appropriate depth for placement of sod on top of the backfill material.

METHOD OF MEASUREMENT

Topsoil backfill will be measured by the Square Yard, lightly compacted and accepted in place.

BASIS OF PAYMENT

This item, measured as provided above, will be paid for at the contract unit price, which price shall be payment in full for furnishing or salvaging existing topsoil, installing topsoil backfill, including excavation, and for furnishing all labor, tools, equipment and incidentals necessary to complete this item of work.

BID ITEM 90013 – PLANTER CURB CAULK REPLACEMENT (UNDISTRIBUTED)

DESCRIPTION

The joint at the base of the granite curb for the planters is filled with caulk to seal the joint. In some locations, the caulk material has dried, broken or been removed. The Contractor shall reinstall the caulk material as directed by the Engineer.

Prior to reinstalling the joint caulk material, the Contractor shall remove any existing caulk and remove any debris from the existing joint. The joint shall then be caulked using an approved joint sealer, and the color shall match the existing caulk used on the planter curb.

In locations where the granite curb is removed and replaced or the concrete sidewalk adjacent to the planter curb is removed and replaced, caulking of the joints shall be considered incidental to those items of work. This bid shall only be used in locations where no other work is taking place on or adjacent to the granite planter curb.

METHOD OF MEASUREMENT

Planter Curb Caulk Replacement (Undistributed) shall be measured by the linear foot acceptably completed.

BASIS OF PAYMENT

Planter Curb Caulk Replacement (Undistributed), measured as provided above, shall be paid at the contractor unit price, which shall be payment in full for removal of existing damaged caulk, cleaning of the joint, furnishing and installing joint caulk and for all labor, tools, equipment and incidentals necessary to complete this item of work.

BID ITEM 90014 – C1 CONCRETE JOINT FILLER (UNDISTRIBUTED)

DESCRIPTION

This Bid Item includes all labor, materials, tools and incidentals necessary to perform C1 Concrete Joint Filler as directed by the Engineer. In locations where there has been a limited failure of a C1 Concrete Sidewalk Joint, the Engineer may direct the Contractor to provide and install a joint filler material to seal the joint rather than to do a full replacement of the C1 Concrete Sidewalk. C1 Concrete Joint Filler may also be used as necessary to repair failed joints over building vaults. The maximum width of any joint to be filled shall be 2 Inches.

MATERIALS

The caulking material shall be the gun grade Sonolastic NP 1 urethane as manufactured by Sonneborn, Euclid Versaspeed LS, or an approved equal. The color shall match the adjoining work and shall be approved by the Engineer.

CONSTRUCTION

The Contractor shall remove all loose material and properly clean out the joints to be caulked. Cleaning of the joint may be done by use of compressed air or by pressure washing if necessary. The surface shall be clean and dry prior to application of joint filler material.

The Contractor shall place the caulk in the manner and rate as recommended by the manufacturer. The joint is to be filled until even with adjacent surface, and the Contractor shall strike off caulking as necessary to maintain an even surface. The Contractor shall place a fine sand material over the joint filler material as necessary to prevent pedestrian from stepping in and tracking the material across the adjacent sidewalk.

METHOD OF MEASUREMENT

C1 Concrete Joint Filler shall be measured by the Linear Foot acceptably completed.

BASIS OF PAYMENT

C1 Concrete Joint Filler shall measured as stated above which is full compensation at the contract unit price for all work, tools, equipment, hauling and incidentals necessary to complete the work as set forth in the description.

BID ITEM 90015 - UNDISTRIBUTED SHEET MEMBRANE WATERPROOFING

DESCRIPTION

This special provision describes preparing the surface, furnishing and installing a primer, waterproofing membrane, and hot rubberized sealer or mastic, or both, on the vault roof to be overlaid with a minimum of one-inch granular material and concrete.

This item is to be only as necessary when performing work adjacent to vaults and shall only be used if the work cannot be performed without damaging any existing waterproofing for the vault.

MATERIALS

Provide a material in the waterproofing system that is specifically designed for use with vault roofs. The membrane shall consist of a cold-applied, self-adhering membrane incorporating a heat resistant woven or non-woven fabric or fiberglass reinforcing laminated in between layers of polymer modified bitumen or SBS modified rubberized asphalt. The membrane shall have a release film, polyester or polyethylene on the down side and may have a thin spun bonded open weave polyester fabric on the up side. Provide a composite sheet membrane with the following properties:

Property	Test Method	Specific Value
Width		36 inch min.
Tensile Strength	ASTM D 412	50 lb/in or 700 psi min.
Thickness		60 mils to 80 mils
Puncture Resistance	ASTM E 154	40 lb. min.
Permeance	ASTM E 96, Method B	0.05 US Perms max.
Low Temperature Pliability	ASTM D 146, 1-inch Mandrel @ -25° F	No cracks or splits at 180° bend
Water Absorption	ASTM D 570, 72 hr.	0.25% max.
Peel Adhesion	ASTM D 903	5 lb/in width min.
Crack Cycling @ -15° F, 100 cycles	ASTM C 836	No cracks or splits
Compound Softening Point	ASTM D 36	210° F ± 20° F
Viscosity of Membrane Rubberized Asphalt, @ 329° F	ASTM D 4402	3500 centipoise

Provide rubberized asphalt compound containing not more than 15% inorganic residue or filler material.

Provide primer, mastic and/or hot rubberized asphalt sealer conforming to the specified properties required by the manufacturer of the waterproofing membrane.

MATERIALS CERTIFICATION

Prior to membrane approval for initial submittals and/or upon reformulation of membrane material compounds, submit to the engineer a notarized certification by an independent test laboratory stating that the materials conform to the requirements of these specifications. The certification shall include or have attached specific results of tests performed on the material supplied. The engineer may at his option require samples of any material for testing. Prior approval membranes will be provisionally accepted by manufacturer's certification on their company letterhead, but may be subject to control and/or approval by subsequent testing.

CONSTRUCTION

Application Methods

Apply materials in strict accordance with the manufacturer's instructions. In order to install the waterproofing membrane, the vault roof temperature shall be a minimum of 45° F and rising. Before applying the system, become acquainted with the materials specified and their handling characteristics and become thoroughly familiar with the construction procedures recommended by the manufacturer. Furnish a copy of the recommended procedures to the engineer. To establish procedures for maintaining optimum working conditions and to coordinate work related to adjacent construction, a pre-installation

conference with a manufacturer's representative shall be held prior to starting construction. To provide quality assurance that the membrane has been properly installed, a manufacturer's representative familiar with membrane installation procedures shall be present during placement of the membrane.

After sidewalk removal operations, remove by sweeping, compressed air blasting, or by other satisfactory means any foreign material remaining on the vault roof. The roof shall be clean, dry and free from mud, dirt, sand, oil or grease and any other contaminants prior to application of the primer. No vehicles or equipment will be permitted on the roof after surface preparation except those necessary for the installation of the waterproofing membrane. The engineer will inspect the roof prior to the application of the primer. Do not begin application of either the primer or membrane until after the engineer grants approval.

To coat all surfaces of the roof and walls that will be covered with the membrane, apply primer uniformly as recommended by the manufacturer. Use roller, brush or spray to apply primer to the surfaces. If spraying is used, an approved method of protecting the environment is required.

Allow the primer to dry until tack free (approximately forty-five minutes) before applying the membrane. Apply primer only to an area that will be covered with the membrane within the same calendar day. If the surface of the roof becomes contaminated, clean and reprime the area.

Apply primer on the walls and expansion joints to the limits of the adjacent concrete pours. Take care to ensure that all corners are coated with primer.

After the primer has dried to a tack free condition, apply one layer of membrane to the roof starting on the low side edge.

To form a bond with the primed roof, remove the release film from the membrane on the tacky side while the membrane is rolled face down. Apply the membrane by hand methods or by using mechanical applicators. Overlap a minimum of 2.5 inches at the edges of each strip and overlap the membrane in such a manner to provide a shingling effect toward the low side of the roof cross section. Overlap a minimum of 5 inches at the ends of each strip of membrane and overlap the membrane in such a manner to provide a shingling effect toward the lower side of the roof profile. Roll the entire membrane surface with a rubber tire roller to ensure firm and uniform contact with the primed surface. Use special care to ensure that the membrane is uniformly adhered to the concrete. The entire membrane shall be free of wrinkles, air bubbles, and other placement defects. In the event bubbles or blisters do form under the membrane, puncture the bubbles or blisters with a sharp pointed instrument such as an awl and press the membrane firmly into contact with the roof. Repair any membrane punctures, tears, holes, and misaligned or inadequate seams with a patch of waterproofing membrane sized as required to ensure water tightness. Apply membrane flashing to expansion joints and cut, fit and seal the membrane flashing with mastic or by heat sealing.

Cover the corners of walls and all other perimeter edges with narrow strips (flashing strips of approximately 12 inches), hot rubberized sealer, or mastic in accordance with manufacturer guidelines. As an additional method of ensuring a watertight bond, all terminating edges, transverse overlaps and longitudinal overlaps may be heated with a propane torch to soften the top mat and fuse the surfaces together.

The applicator foreman or leadworker shall be certified by the manufacturer of the waterproofing membrane as approved applicators, and shall be present during all applications.

OVERLAYING THE MEMBRANE WITH CONCRETE

Construct the concrete according to scheduling requirements elsewhere in the contract. Cover all exposed membrane with the specified granular material and concrete mix within five (5) days after installation. Chemical solvents, gasoline, diesel fuel, mineral spirits, etc. shall not be spilled or leaked onto the membrane. Prior to covering the membrane with granular material and concrete, clean and dry the membrane of mud, dirt, oil, grease, or any other contaminants, and dry the membrane. Patch contaminated areas as required by the engineer.

METHOD OF MEASUREMENT

Sheet Membrane Waterproofing, installed in accordance with the contract and accepted will be measured, in area by the square yard.

BASIS OF PAYMENT

Sheet membrane waterproofing, measured as provided above, shall be paid at the contract unit price. Payment is full compensation for furnishing and placing the primer, membrane, mastic, and hot rubberized asphalt sealer; preparing the surface; and for furnishing all labor, tools, materials, equipment, and incidentals necessary to complete the contract work.

BID ITEM 90016 – CONCRETE PAVEMENT JOINT SEALING

GENERAL

Concrete Pavement Joint Sealing shall consist of cleaning the joint in preparation for sealing and sealing all contraction and expansion joints in the concrete pavement with a hot applied joint sealing material. The work shall conform to the plan details as follows.

MATERIALS

All joints shall be sealed with a hot applied joint sealant conforming to the Specification for Joint and Crack Sealants, Hot-Applied, for Concrete and Asphalt Pavements, ASTM Designation D6690, type II. A Certification of Compliance shall be furnished to the engineer prior to application.

CONSTRUCTION

All contraction and expansion joints in concrete pavement, all sawed longitudinal joints and the joint between pavement and curb edge shall be sealed with a hot poured sealer.

The operation of sealing shall be performed as soon as practical upon elapse of the curing period and in any event prior to the time traffic of any kind uses the pavement.

Joints shall not be sealed until they have been inspected and approved by the engineer.

Application of the joint sealer shall be made when the joint surfaces are clean and dry.

Immediately before sealing the joint thoroughly clean the joints of all laitance, curing compound and other foreign material. Exposed joint faces shall be cleaned by sandblasting, or by water blasting with sufficient pressure to thoroughly and completely clean the joint. A multiple-pass technique shall be used until the surfaces are free of material that might prevent bonding. For final cleaning immediately prior to installation of the sealer, the joints shall be blown clean with oil-free compressed air. The joint faces must be surface dry when sealant is applied.

The sealing compound shall be heated to the pouring temperature recommended by the manufacturer in an approved kettle or tank, constructed as a double boiler, with the space between the inner and outer shells filled with oil or other satisfactory heat transfer medium. The heating kettle shall be equipped with a mechanical agitator, positive temperature control and an approved dial thermometer for checking temperatures of the compound. The heating kettle, if and when operated on concrete, shall be properly insulated against the radiation of heat to the concrete surface.

The sealing compound shall not be heated above the maximum safe heating temperature. The maximum safe heating temperature shall be determined from tests made on samples from each lot or shipment of the material delivered to the project. When so approved by the engineer, the manufacturer's recommended maximum safe heating temperature may be used in lieu of test determinations where

relatively small quantities of sealer are used. Any material heated above the maximum safe heating temperature shall be discarded.

Pouring of joints shall be made when the sealing material is at the required temperature and, insofar as practicable, the sealing compound shall be maintained at a uniform temperature during pouring operations. Pouring shall not be permitted when the temperature of the sealing compound in the applicator, as it is applied to the joint, is more than 10 degrees Fahrenheit below the recommended pouring temperature. Pouring of the molten sealer in the joint opening shall be done with such equipment that the sealer completely fills the joint opening without overflowing on the adjoining surface and when finished, after shrinkage, the sealer is approximately flush with the adjoining surfaces. In the event satisfactory sealing of a joint is not accomplished in a single pouring, the sealing compound shall be placed in two pourings.

At least one-half of the required amount shall be placed in the first pouring, and the second pouring shall follow the first as soon as practicable after the first pouring has attained maximum shrinkage but not later than one hour after the first pouring.

After final pouring, Contractor shall remove all excess material or spillage from the pavement surface.

METHOD OF MEASUREMENT

Concrete Pavement Joint Sealing will be measured in linear feet along the joint in place, complete and accepted.

BASIS OF PAYMENT

Concrete Pavement Joint Sealing, measured as provided above, will be paid at the contract unit price per linear foot. Payment is full compensation for cleaning the joint, for furnishing and applying the joint sealant, and for all labor, tools, equipment and incidentals required to complete the work.

BID ITEM 90017 – C1 CONCRETE SIDEWALK JOINT REPAIR, PARTIAL DEPTH

DESCRIPTION

This bid item includes, all work, materials, equipment and incidentals necessary to complete C1 Concrete Sidewalk Joint Repair, Partial Depth at the locations indicated on the plans or as directed by the Engineer, which shall include all removals, placement and finishing of the joint repair.

MATERIALS

Use the C1 Concrete Sidewalk concrete mix and aggregate as referred to Bid Item 90001. Provide a bonding agent suitable for bonding new concrete to existing concrete. Provide the Engineer with specifications on the bonding agent for approval prior to use.

CONSTRUCTION METHODS

The primary intent of the partial depth repair is to patch the sidewalk in areas with underground building vaults. The Contractor, along with the Engineer, shall determine the limits of the partial depth sidewalk repairs.

At repair locations, sawcut around the joint that is to be repaired, and remove unsound concrete to a depth of 3 inches. Any sawcutting or removal work beyond this depth may cause damage to the waterproofing of the building vault, and the Contractor will be liable for repairs. The top of steel reinforcement is estimated to be at approximately 3 inches below the surface, and it is expected that the Contractor expose the steel reinforcement within the removal area. All loose material shall be removed from the repair area and the surface shall be cleaned and prepared as required by the manufacturer of the bonding agent.

Following placement of the bonding agent, the Contractor shall install the C1 Concrete Sidewalk to be even with the adjacent sidewalk, and all place of the C1 Concrete Sidewalk shall be performed per the specifications under Bid Item 90001. If the location of the joint repair was an expansion joint, the contractor shall place a half inch (1/2") of expansion material as required by the Engineer.

METHOD OF MEASUREMENT

C1 Concrete Sidewalk Joint Repair, Partial Depth will be measured for payment by the square foot of patching area completed in place and accepted.

BASIS OF PAYMENT

C1 Concrete Sidewalk Joint Repair, Partial Depth will be paid by the square foot price bid. Payment is full compensation for furnishing materials, removal of unsound concrete, surface preparation and placement of repair material; and for furnishing all labor, tools, equipment, materials, and incidentals necessary to complete the work.

BID ITEM 90018 – REMOVE & REPLACE CONCRETE PLANTER WALL

DESCRIPTION

This bid item includes all materials, equipment, labor, formwork and incidentals necessary to remove and replace concrete planter walls per the plans, details and as herein provided.

At the locations indicated on the plans or as directed by the Engineer, the Contractor shall remove concrete planter walls by sawcutting the full depth of the wall at the limits indicated. Remove the wall per Article 203 of the Standard Specifications. In locations where the adjacent sidewalk is not to be removed, the Contractor shall take care to not damage the sidewalk.

Minimize the excavated area within the planter to only the area necessary for forming and pouring the new planter wall. The Contractor shall be aware that all planters within the project limits have irrigation systems within the planters. Any damage done to the irrigation system while performing the planter wall removal or excavation shall be repaired by the Contractor and considered incidental to Bid Item 90002.

If existing base material remains, re-compact the foundation prior to placement of the new planter curb. If the Contractor excavates the existing base material, the Contractor shall prepare the subgrade and place additional base material as indicated on the details.

Form and place the new concrete planter wall per the details provided and per Part III of the Standard Specifications. The new portion of the concrete planter wall shall be tied to the adjacent, existing planter wall with a minimum of two (2) #4 tie bars, evenly spaced on either side.

Backfill the planter wall with select fill, to the required level for placement of topsoil backfill (paid under Bid Item 900012) and placement of sod (paid under Bid Item 20801).

METHOD OF MEASUREMENT

Remove & Replace Concrete Planter Wall shall be measured by the linear foot along the exterior bottom edge.

BASIS OF PAYMENT

Remove, Salvage & Reinstall Granite Curb and Foundation, measured as provided above, shall be paid for at the contract unit price, which price shall be payment in full for removing the existing planter wall; for excavating and preparing the foundation; backfilling and disposing of surplus material or select backfill; for

placing, finishing, protecting, and curing; and restoring the work site and for furnishing all labor, tools, equipment and incidentals necessary to complete this item of work.

BID ITEM 90019 – REMOVE BRICK PAVERS

DESCRIPTION

This bid item includes all work, equipment and incidentals necessary to remove brick pavers at the locations indicated on the plans or as directed by the Engineer.

Around several planters, there are existing brick pavers adjacent to the planter wall with concrete sidewalk on the other side of the pavers. It is assumed that the existing brick pavers are placed on a foundation of sand.

In locations where the adjacent concrete sidewalk is to remain, the Contractor shall remove the brick pavers without damaging the existing concrete terrace. Should the Contractor damage the sidewalk or the adjacent planter wall, the Contractor shall replace the concrete sidewalk (in full sections) or planter wall, at no additional cost to the City.

In locations where the adjacent concrete terrace is to be replaced, the brick pavers will be measured and paid as concrete sidewalk removal. The intent of this item is to only be measured and paid in locations where the adjacent concrete sidewalk is to remain.

In locations where the brick pavers have already been removed, the removed area was filled with asphalt material. Under the same circumstances, removal of that asphalt material will be measured and paid under this item as if it were pavers.

Removal of the brick pavers shall include excavation of the area for placement of new 7" concrete sidewalk. The excavation shall be considered incidental to this item.

METHOD OF MEASUREMENT

Remove Brick Pavers shall be measured by the Square Foot, acceptably completed.

BASIS OF PAYMENT

Remove Brick Pavers, measured as provided above, shall be paid at the contract unit price, which shall be full compensation for providing all work, equipment, hauling and incidentals necessary to complete the work as set forth in the description.

- BID ITEM 90020 – PAVEMENT MARKING, EPOXY, WORD, BUS**
- BID ITEM 90021 – PAVEMENT MARKING, EPOXY, WORDS, BIKE**
- BID ITEM 90022 – PAVEMENT MARKING, EPOXY, WORDS, ONLY**
- BID ITEM 90023 – PAVEMENT MARKING EPOXY, RADIUS LINE, 12-INCH (5' LINE, 5' GAP)**

DESCRIPTION

All aspects of Wisconsin Department of Transportation most current standard specifications, Part 6 Section 646 shall apply, including description, materials, construction, measurement and payment. Construction should also be done in accordance with City of Madison standard detail drawings 6.37 & 6.38

BID ITEM 90024 – PAVEMENT MARKING, EPOXY, PARKING STALL ‘L’
BID ITEM 90025 – PAVEMENT MARKING, EPOXY, PARKING STALL ‘L’

DESCRIPTION

All aspects of Wisconsin Department of Transportation most current standard specifications, Part 6 Section 646 shall apply, including description, materials, construction, measurement and payment. Construction should also be done in accordance with City of Madison standard detail drawings 6.37 & 6.38

The locations of each parking stall marking will be laid out in the field by the City of Madison prior to installation. Contact Bill Putnam (266-6528) a minimum of 72 hours in advance.

Each marking shall be completed with 4" White Epoxy and each "L" shall be 16"x16" and each "T" shall be 28"x28".

BID ITEM 90030 – ROCK BAGS - COMPLETE

DESCRIPTION

Rock Bags shall be per Wisconsin Department of Transportation Section 628 and WisDNR technical standard 1060. This item includes the installation, maintenance and disposal of bags. Maintenance of rock bags shall include periodic removal of sediment to maintain effective function. Rock bags shall be installed at locations shown on the plan.

METHOD OF MEASUREMENT

Rock Bags - Complete shall be measured as each individual bag acceptably installed, maintained and removed; complete.

BASIS OF PAYMENT

Rock Bags - Complete will be paid for at the contract price, which shall be full compensation for all work including all materials, labor and equipment necessary for a complete installation, maintenance, and removal as specified in the description.

BID ITEM 90031 – RECONSTRUCT SAS TO INLET WITH CASTING

DESCRIPTION

Work under this item shall include removing the roof and any adjustment from an existing inlet structure, lowering the walls up to 12 inches, constructing a new roof, to accommodate one (1) standard R-3067-7004-L City of Madison H-Inlet casting (included as part of this item), and installation of the new castings to the proposed grade. The new roof shall be constructed to be in compliance with the roof detail for sewer access structures in the Standard Specifications for Public Works Construction. This item includes all materials, incidentals, and labor required to complete the work. This item includes disposal of the existing casting and provision of a new sewer access structure casting.

METHOD OF MEASUREMENT

Reconstruct SAS to Inlet with Casting shall be measured as each structure reconstruction is complete.

BASIS OF PAYMENT

Reconstruct SAS to Inlet with Casting shall be measured as above and paid at the contract price which shall be full compensation for all work, materials, and incidentals to complete the work as outlined in the description.

BID ITEM 90032 – RECONSTRUCT INLET - SPECIAL

DESCRIPTION

Work under this item shall include removing the adjustment from an existing inlet structure, lowering the walls up to 12 inches, rebuilding the structure top to transition to the new curb alignment and proposed grade. The existing inlet grate shall be removed, salvaged and replaced as part of the work. The new riser portion shall be constructed to be in compliance with the field poured sewer access structures in the Standard Specifications for Public Works Construction. This item includes all materials, reinforcement, incidentals, and labor required to complete the work.

METHOD OF MEASUREMENT

Reconstruct Inlet - Special shall be measured as each inlet structure reconstruction.

BASIS OF PAYMENT

Reconstruct Inlet – Special shall be measured as above and paid at the contract price which shall be full compensation for all work, materials, and incidentals to complete the work as outlined in the description.

BID ITEM 90070 - SANITARY SEWER PRESSURE LATERAL

DESCRIPTION

Work under this item shall include the installation of pressure sanitary lateral in the location where the proposed sanitary sewer main is pressure sewer main. The ductile iron fittings which are utilized with the AWWA C900 Class 150 DR 18 pipe do not properly connect to ASTM D3034 SDR-35 pipe type. The proposed pressure sanitary lateral shall be installed in conformance to the Article 503.3 of City of Madison Standard Specifications for Public Works Construction 2016 edition.

METHOD OF MEASUREMENT

Sanitary Sewer Lateral (Pressure) will be measured by the linear foot, acceptably installed in place, in accordance with Article 503.4 of the Standard Specifications.

BASIS OF PAYMENT

Sanitary Sewer Pressure Lateral, measured as described, which will be paid at the contract unit price, which shall be full compensation for all materials, labor, equipment, and incidentals necessary to acceptably complete the work as set forth in the description.

BID ITEM 90071 – UTILITY TRENCH PATCH SPECIAL

DESCRIPTION

Work under this item shall include the restoration of pavement through which new utility installations pass, in accordance with Section 502.1(f) of the Standard Specifications. Utility Trench Patch Special includes six (6) inch plain concrete pavement (not reinforced) and eight (8) inch crushed stone base to be installed whenever shown on the plans, or directed by the Engineer. The pavement along the patch shall be sawcut, full depth, and incidental to the trench patch.

METHOD OF MEASUREMENT

Utility Trench Patch Special shall be measured by area in square yards.

BASIS OF PAYMENT

Utility Trench Patch Special, measured as described, shall be paid at the contract unit price, which shall include furnishing all materials necessary to restore pavement, but shall not include the Select Fill material required to backfill the trench; and includes placing, consolidating and compacting the materials used to restore the pavement; full depth sawcuts, tie bars and dowel bars and all other work incidental to the installation of the utility trench patches.

BID ITEM 90072 - PIPE BURST TO 8" INSIDE DIAMETER SANITARY SEWER PIPE

DESCRIPTION

Work under this item shall include using pipe bursting methods to replace 392 feet of sanitary sewer main located between EX.SAS#5149-066 and EX.SAS#5150-041. The existing 6-inch diameter vitrified clay sanitary sewer main shall be replaced with a minimum of an 8" inside diameter pipe (10-inch diameter IPS HDPE DR11). All equipment, tools, labor, materials, and procedures shall conform to the requirements set forth in Section 510 and 511 of these specifications. Mobilization, replacement, and modification of the sewer access structure inverts, sewage bypassing, field testing, CCTV inspection, and utility exposing shall all be considered incidental to the trenchless pipe replacement. The reinstatement and reconnection of all wye connections to the new sewer main shall be paid for separately under Bid Item 50354: RECONNECT. There are no laterals anticipated with the proposed pipe burst. Any excavation and below surface restoration required for launching and receiving pits shall be incidental to pipe bursting.

Fusible 8" Diameter DIPS Fusible C900 DR25 with mechanical wye joint to standard PVC fittings is considered an acceptable alternate for this pipe bursting work. If the contractor would like to use fusible C900 pipe for the proposed pipe burst, the material specifications shall be submitted and will be subject to approval by City Engineering.

LAUNCHING AND RECEIVING PITS

Work shall include providing a pit excavation to facilitate an area for pipe bursting equipment and an entry area for the new HDPE pipe to enter the host pipe.

Native material excavated on site shall be used for backfill unless it is too wet, under a roadway, or otherwise unsuitable, in which imported select fill shall be used. Imported select fill shall be paid for separately by the trench foot under Bid Item 50212 - Select Backfill for Sanitary Sewer.

Any repair of curb and gutters, sidewalk and any other surface feature disturbed by a launching pit outside of the scope of the road project shall be considered incidental to pipe bursting.

MEASUREMENT AND PAYMENT

PIPE BURST TO 8" INSIDE DIAMETER SANITARY SEWER PIPE shall be measured by the linear foot, measured along the longitudinal axis from center of structure to center of structure.

BASIS OF PAYMENT

PIPE BURST TO 8" INSIDE DIAMETER SANITARY SEWER PIPE shall be measured as described above and shall be paid for at the contract price, which shall be full compensation for all work, materials, labor, and incidentals required to complete the work set forth in the description including: mobilization, traffic control, erosion control, brushing, installation, testing, and SAS connections.

BID ITEM 90090 – REMOVE BASE SPECIAL A
BID ITEM 90091 – REMOVE BASE SPECIAL B

DESCRIPTION

These items shall consist of removing non-standard size street light pole bases having approximate dimensions as shown on the plan detail drawings and in accordance with section 604 of the Standard Specifications and the plan.

BID ITEM 90092 – CONSTRUCT ELECTRICAL HANDHOLE TYPE 7

The contractor shall construct Electrical Handhole Type 7 in accordance with section 607 of the Standard Specifications, the plan details and these special provisions.

Electrical Handhole, Type 7, shall be gray colored polymer concrete construction with a two piece hinged cover. Box dimensions shall be 30" wide by 48" long by 36" deep. The box and cover shall be rated at 15,000 lbs over a 10" square with a minimum test load of 22,568 lbs.

BID ITEM 90093 – CONSTRUCT OFFSET MODIFIED BASE
BID ITEM 90094 – CONSTRUCT LB-3 MODIFIED BASE

The contractor shall construct Offset Modified Base and LB-3 Modified Base in accordance with section 604 of the Standard Specifications and the plan details.

BID ITEM 90095 – MAINTAIN STREET LIGHTS AND SUPPORT STRUCTURES FOR TEMPORARY TRAFFIC SIGNALS

DESCRIPTION

This special provision describes furnishing, installing, maintaining, and removing wood poles, guy wires, luminaires, arms and aerial cable to maintain 100% of the existing lighting system and wood poles required for Temporary Traffic Signals. The Temporary traffic signals will be installed and maintained by the City of Madison. The City will remove the existing street light poles after temporary lighting has been installed (and is operational) by the Contractor. Work for temporary wood poles, overhead cables and guy wires shall be according to State of Wisconsin Standard Spec 661.

MATERIALS

Furnish aerial cable consisting of an assembly of three No. 4 XLP insulated power conductors with an ACSR messenger (grounding) wire. Provide the quantity of parallel cable assemblies necessary to maintain lighting circuits within the project area and lighting circuits outside of the project area that are fed from the existing lighting circuits within the project area. Furnish Type 4 wood poles, 35' long. Luminaires shall be 250 watt HPS or equivalent lumen output, full cutoff. Protect any cable that extends from grade to 10 feet above grade by a plastic cable guard.

CONSTRUCTION METHODS

Maintain existing, temporary and proposed lighting within the construction limits for the duration of the project. Maintenance includes but is not limited to replacement of burned out lamps, replacement of knocked down poles and maintaining continuous lighting. The contractor shall keep streetlights in operation throughout the construction project until new lights are installed and operational. Furnish and install additional wood poles and guy wires as required for temporary traffic signals to be installed and maintained by City of Madison. Provide off-hours contact name(s) and phone number(s) for the city and police

department for repair purposes and be able to respond within 2 hours to the project site for knockdowns or other work that must be completed in a timely manner. All other maintenance needs shall be completed within 24 hours of notification. It is also the contractor's responsibility to continuously monitor the lighting systems operation.

METHOD OF MEASUREMENT

Maintain Street Lights and Support Structures for Temporary Traffic Signals will be measured as a lump sum, completed in place and accepted in accordance with the contract.

BASIS OF PAYMENT

Maintain Street Lights and Support Structures for Temporary Traffic Signals will be paid for at the contract lump sum price, which price shall be full compensation for furnishing, installing and removing wood poles, aerial cable, luminaires, arms, guy wires, maintaining lighting units, replacement of burned out lamps; replacement of knockdowns, and for furnishing and installing splice connectors.

BID ITEM 90100 – REMOVE & REPLACEMENT CONCRETE PAVEMENT PARKING LANE

DESCRIPTION

A portion of the roadway within the project limits is owned by the State of Wisconsin, and the City has been coordinating with the State of Wisconsin to pay the costs of removal and replacement of their parking lane (lane adjacent to the curb on the Capitol side of the street). To pay these costs, the State must first receive approval from a separate board prior to proceeding with this work. This board will meet and make a decision as to whether or not they will proceed with this work prior to the City awarding this contract at the Board of Public Works. The low bidder for this contract will be determined based on the total of all bid items, including this bid item, regardless of the final decision of the State. Should the State decide not to proceed with any of this work or only a portion thereof, no adjustments in the bid prices will be granted.

This bid item includes all work, equipment, materials, and hauling necessary to remove and replacement the concrete pavement for the State of Wisconsin's parking lane.

The Contractor shall remove the existing concrete pavement per Article 203 of the Standard Specifications, including any existing steel reinforcement. It is expected that the existing base for the concrete pavement will remain in place.

The pavement thickness for the parking lane shall be a minimum of 8 inches. If the existing pavement thickness is less than 8 inches, the contractor shall excavate the area to provide for that minimum thickness.

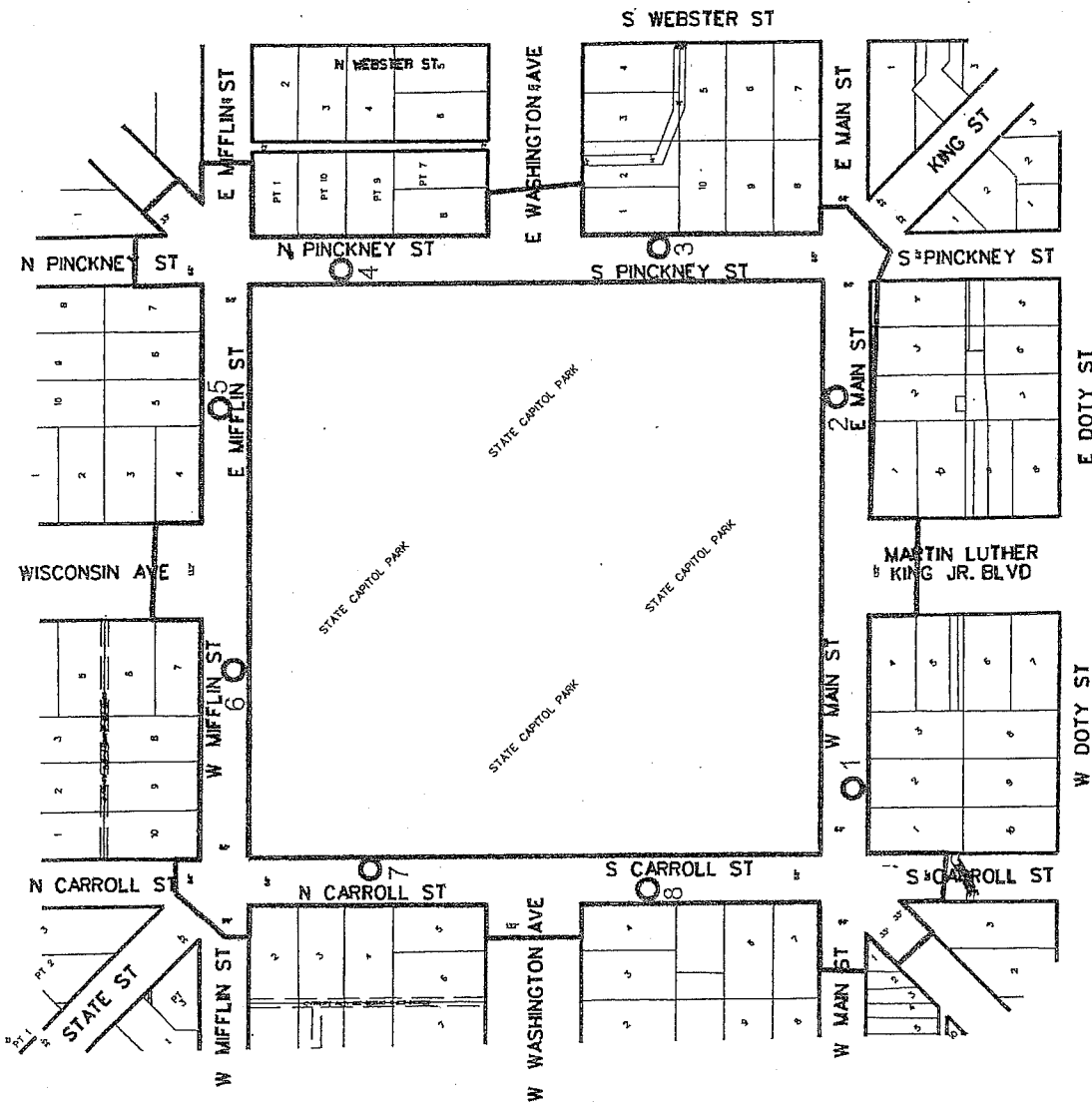
Re-compact the base, and form, place, and finish the concrete pavement for the parking lane per the plans and details and in accordance with the specifications under Bid Item 40403. All dowel and tie bars shall be included with item.

METHOD OF MEASUREMENT

Remove & Replacement Concrete Pavement Parking Lane shall be measured by the Square Yard acceptably completed.

BASIS OF PAYMENT

Remove & Replacement Concrete Pavement Parking Lane, measured as provided above, shall be paid at the contract unit price, which shall be full compensation for providing all work, equipment, materials, hauling and incidentals necessary to complete the work as set forth in the description.



Notes

1. Soil borings performed by Badger State Drilling in December 2015
2. B-5 not drilled due to utility conflict

Legend

- Denotes Boring Location (approximate)

SOIL BORING LOCATION PLAN
Capital Square Pavement Rehabilitation
Madison, Wisconsin



DWN: -	APPID: MNS	Date: 12/15	C15051-30
--------	------------	-------------	-----------



LOG OF TEST BORING

Project Capital Square Pavement Rehabilitation
 W. Main: 135'NE of Carroll Street
 Location Madison, WI

Boring No. 1
 Surface Elevation (ft) _____
 Job No. C15051-30
 Sheet 1 of 1

2921 Perry Street, Madison, WI 53713 (608) 288-4100, FAX (608) 288-7887

SAMPLE					VISUAL CLASSIFICATION and Remarks	SOIL PROPERTIES				
No.	Rec (in.)	Moist	N	Depth (ft)		qu (qa) (tsf)	W	LL	PL	LI
					9 in. Concrete Pavement/6 in. Base Course					
1	8	M	7		Medium Stiff to Stiff, Brown Lean CLAY (CL)	(1.0)				
2	8	M	28		Medium Dense to Very Dense, Brown Fine to Medium SAND, Some Silt and Gravel, Scattered Cobbles/Boulders (SM)					
3	14	M	22							
4	12	M	57							
5	20	M	52							
					End Boring at 15 ft					
					Backfilled with Bentonite Chips and Asphalt Patch					

WATER LEVEL OBSERVATIONS

GENERAL NOTES

While Drilling NW Upon Completion of Drilling _____
 Time After Drilling _____
 Depth to Water _____
 Depth to Cave in _____

Start 12/1/15 End 12/1/15
 Driller BSD Chief MC Rig CME-55
 Logger JR Editor ESF
 Drill Method 2.25" HSA; Autohammer

The stratification lines represent the approximate boundary between soil types and the transition may be gradual.



LOG OF TEST BORING

Project Capital Square Pavement Rehabilitation
 E. Main: 200'NE of MLK Blvd.
 Location Madison, WI

Boring No. 2
 Surface Elevation (ft) _____
 Job No. C15051-30
 Sheet 1 of 1

2921 Perry Street, Madison, WI 53713 (608) 288-4100, FAX (608) 288-7887

SAMPLE					VISUAL CLASSIFICATION and Remarks	SOIL PROPERTIES				
No.	Rec (in.)	Moist	N	Depth (ft)		qu (qa) (tsf)	W	LL	PL	LI
1	10	M	7	7	8 in. Concrete Pavement/8 in. Base Course					
					FILL: Brown Clay to 3 ft	(1.25)				
2	8	M	8	8	Brown Clay with Sand and Gravel to 5.5 ft	(0.5-0.75)				
3	15	M	26	26	Medium Dense to Very Dense, Brown Fine to Medium SAND, Some Silt and Gravel, Scattered Cobbles/Boulders (SM)					
4	18	M	26	26						
5	18	M	53	53						
				15	End Boring at 15 ft					
					Backfilled with Bentonite Chips and Asphalt Patch					

WATER LEVEL OBSERVATIONS

GENERAL NOTES

While Drilling NW Upon Completion of Drilling _____
 Time After Drilling _____
 Depth to Water _____
 Depth to Cave in _____

Start 12/2/15 End 12/2/15
 Driller BSD Chief MC Rig CME-55
 Logger JR Editor ESF
 Drill Method 2.25" HSA; Autohammer

The stratification lines represent the approximate boundary between soil types and the transition may be gradual.



LOG OF TEST BORING

Project Capital Square Pavement Rehabilitation
 S. Pinckney: 100' SE of E. Washington Ave.
 Location Madison, WI

Boring No. 3
 Surface Elevation (ft) _____
 Job No. C15051-30
 Sheet 1 of 1

2921 Perry Street, Madison, WI 53713 (608) 288-4100, FAX (608) 288-7887

SAMPLE					VISUAL CLASSIFICATION and Remarks	SOIL PROPERTIES					
No.	EM E (in.)	Rec (in.)	Moist	N		Depth (ft)	q _u (qa) (tsf)	W	LL	PL	LI
					0	8 in. Concrete Pavement/6 in. Base Course					
1		0	M	8	0-8	FILL: Brown Clay					
2		6	M	7	8-13	Medium Stiff to Stiff, Brown Lean CLAY (CL - Possible Fill)	(1.0)				
3		18	M	15	13-18	Medium Dense to Dense, Brown Fine to Medium SAND, Some Silt and Gravel, Scattered Cobbles/Boulders (SM)					
4		18	M	18	18-20						
5		16	M	32	20-32						
					15	End Boring at 15 ft Backfilled with Bentonite Chips and Asphalt Patch					

WATER LEVEL OBSERVATIONS

While Drilling ∇ NW Upon Completion of Drilling _____
 Time After Drilling _____
 Depth to Water _____
 Depth to Cave in _____

GENERAL NOTES

Start 12/2/15 End 12/2/15
 Driller BSD Chief MC Rig CME-55
 Logger JR Editor ESF
 Drill Method 2.25" HSA; Autohammer

The stratification lines represent the approximate boundary between soil types and the transition may be gradual.



LOG OF TEST BORING

Project Capital Square Pavement Rehabilitation
N. Pinckney: 250'NW of E. Washington Ave.
 Location Madison, WI

Boring No. 4
 Surface Elevation (ft) _____
 Job No. C15051-30
 Sheet 1 of 1

2921 Perry Street, Madison, WI 53713 (608) 288-4100, FAX (608) 288-7887

SAMPLE					VISUAL CLASSIFICATION and Remarks	SOIL PROPERTIES				
No.	Rec (in.)	Moist	N	Depth (ft)		qu (qa) (tsf)	W	LL	PL	LI
				0	X	6 in. Concrete Pavement/4 in. Base Course				
1	10	M	9	9		Medium Dense to Dense, Brown Fine to Medium SAND, Some Silt and Gravel, Scattered Cobbles/Boulders (SM)				
2	12	M	21	12						
3	0	M	23	15						
4	20	M	21	21						
5	16	W	44	44						
				15		End Boring at 15 ft Backfilled with Bentonite Chips and Asphalt Patch				
				20						

WATER LEVEL OBSERVATIONS	GENERAL NOTES
While Drilling <input checked="" type="checkbox"/> NW Upon Completion of Drilling _____ Time After Drilling _____ Depth to Water _____ Depth to Cave in _____	Start <u>12/1/15</u> End <u>12/1/15</u> Driller <u>BSD</u> Chief <u>MC</u> Rig <u>CME-55</u> Logger <u>JR</u> Editor <u>ESF</u> Drill Method <u>2.25" HSA; Autohammer</u>
The stratification lines represent the approximate boundary between soil types and the transition may be gradual.	



LOG OF TEST BORING

Project Capital Square Pavement Rehabilitation
W. Mifflin: 125' SW of Wisconsin Ave.
 Location Madison, WI

Boring No. 6
 Surface Elevation (ft) _____
 Job No. C15051-30
 Sheet 1 of 1

2921 Perry Street, Madison, WI 53713 (608) 288-4100, FAX (608) 288-7887

SAMPLE					VISUAL CLASSIFICATION and Remarks	SOIL PROPERTIES				
No.	TYPE	Rec (in.)	Moist	N		Depth (ft)	qu (qa) (tsf)	W	LL	PL
					5	6 in. Concrete Pavement/4 in. Base Course				
1		10	M	12	5	FILL: Brown Clay with Sand and Gravel				
2		8	M	10	5	Medium Dense, Brown Fine to Medium SAND, Some Silt and Gravel, Scattered Cobbles/Boulders (SM)				
3		12	M	19	5					
4		12	M	15	10					
5		18	M	20	15					
					15					
					20	End Boring at 15 ft Backfilled with Bentonite Chips and Asphalt Patch				

WATER LEVEL OBSERVATIONS	GENERAL NOTES
While Drilling <u>∇</u> <u>NW</u> Upon Completion of Drilling _____ Time After Drilling _____ Depth to Water _____ Depth to Cave in _____	Start <u>12/1/15</u> End <u>12/1/15</u> Driller <u>BSD</u> Chief <u>MC</u> Rig <u>CME-55</u> Logger <u>JR</u> Editor <u>ESF</u> Drill Method <u>2.25" HSA; Autohammer</u>
The stratification lines represent the approximate boundary between soil types and the transition may be gradual.	



LOG OF TEST BORING

Project Capital Square Pavement Rehabilitation
 Location N. Carroll: 200'NW of W. Washington Ave.
Madison, WI

Boring No. 7
 Surface Elevation (ft) _____
 Job No. C15051-30
 Sheet 1 of 1

2921 Perry Street, Madison, WI 53713 (608) 288-4100, FAX (608) 288-7887

SAMPLE					VISUAL CLASSIFICATION and Remarks	SOIL PROPERTIES				
No.	DEPTH (ft)	Rec (in.)	Moist	N		Depth (ft)	qu (qa) (tsf)	W	LL	PL
					8 in. Concrete Pavement/4 in. Base Course					
1		10	M	12	FILL: Brown Clay with Sand and Gravel					
2		6	M	12						
3		14	M	19	Medium Dense to Very Dense, Brown Fine to Medium SAND, Some Silt and Gravel, Scattered Cobbles/Boulders (SM)					
4		15	M	20						
5		18	M	72						
					End Boring at 15 ft					
					Backfilled with Bentonite Chips and Asphalt Patch					

WATER LEVEL OBSERVATIONS

While Drilling NW Upon Completion of Drilling _____
 Time After Drilling _____
 Depth to Water _____
 Depth to Cave in _____

GENERAL NOTES

Start 12/1/15 End 12/1/15
 Driller BSD Chief MC Rig CME-55
 Logger JR Editor ESF
 Drill Method 2.25" HSA; Autohammer

The stratification lines represent the approximate boundary between soil types and the transition may be gradual.



LOG OF TEST BORING

Project Capital Square Pavement Rehabilitation
 Location S. Carroll: 100' SE of W. Washington Ave.
Madison, WI

Boring No. 8
 Surface Elevation (ft) _____
 Job No. C15051-30
 Sheet 1 of 1

2921 Perry Street, Madison, WI 53713 (608) 288-4100, FAX (608) 288-7887

SAMPLE					VISUAL CLASSIFICATION and Remarks	SOIL PROPERTIES				
No.	E- M- H- A- I- D-	Rec (in.)	Moist	N		Depth (ft)	qu (qa) (tsf)	w	LL	PL
					10 in. Concrete Pavement/5 in. Base Course					
1		10	M	8	Very Stiff, Brown Lean CLAY (CL)	(2.5)				
2		14	M	11	Medium Dense to Dense, Brown Fine to Medium SAND, Some Silt and Gravel, Scattered Cobbles/Boulders (SM)					
3		0	M	30						
4		16	M	16						
5		16	M	31						
					End Boring at 15 ft					
					Backfilled with Bentonite Chips and Asphalt Patch					

WATER LEVEL OBSERVATIONS	GENERAL NOTES
While Drilling <input checked="" type="checkbox"/> <u>NW</u> Upon Completion of Drilling _____ Time After Drilling _____ Depth to Water _____ Depth to Cave in _____	Start <u>12/1/15</u> End <u>12/1/15</u> Driller <u>BSD</u> Chief <u>MC</u> Rig <u>CME-55</u> Logger <u>JR</u> Editor <u>ESF</u> Drill Method <u>2.25" HSA; Autohammer</u>
The stratification lines represent the approximate boundary between soil types and the transition may be gradual.	



Department of Public Works
Engineering Division
Robert F. Phillips, P.E., City Engineer
City-County Building, Room 115
210 Martin Luther King, Jr. Boulevard
Madison, Wisconsin 53703
Phone: (608) 266-4751
Fax: (608) 264-9275
engineering@cityofmadison.com
www.cityofmadison.com/engineering

Assistant City Engineer
Michael R. Dailey, P.E.
Principal Engineer 2
Gregory T. Fries, P.E.
Christopher J. Petykowski, P.E.
Principal Engineer 1
Christina M. Bachmann, P.E.
Eric L. Dundee, P.E.
John S. Fahrney, P.E.
Facilities & Sustainability
Jeanne E. Hoffman, Manager
Operations Manager
Kathleen M. Cryan
Mapping Section Manager
Eric T. Pederson, P.S.
Financial Manager
Steven B. Danner-Rivers

December 14, 2016

NOTICE OF ADDENDUM
ADDENDUM NO. 1
CONTRACT NO. 7803

EAST & WEST MAIN STREET, SOUTH CARROLL STREET AND SOUTH PINCKNEY -
ASSESSMENT DISTRICT 2017

Revise and amend the contract document(s) for the above project as stated in this addendum, otherwise, the original document shall remain in effect.

SPECIAL PROVISIONS:

EDITS TO SECTION 105.12 COOPERATION BY THE CONTRACTOR

REMOVE THE LAST SENTENCE OF THE SECOND (2nd) PARAGRAPH AND REPLACE WITH:

If there is a snowfall, it is the Contractor's responsibility to clear snow from the construction site, including all temporary or relocated crosswalk areas, and no additional compensation will be given for snow removal. Any street areas open to traffic, where lane widths are maintained, will be plowed by City crews, and open mainline sidewalk areas, with a minimum clear width of 8 ft. will be cleared by City crews. Any fenced areas, temporary cross walks, or areas not meeting minimum widths must be cleared by the Contractor.

UNDER THE SECTION TITLED "COORDINATION WITH BUILDING PROJECT," REMOVE THE FIRST (1ST) SENTENCE OF THE LAST PARAGRAPH AND REPLACE WITH:

In mid-March (approximately week of March 13 or into week of March 20), Findorff expects to be taking down their 2 tower cranes located on the Anchor Bank site.

EDITS TO SECTION 107.7 MAINTENANCE OF TRAFFIC

REMOVE SECOND (2ND) BULLET POINT AND REPLACE WITH:

- State parking on the left side of the streets shall be maintained at all times except during the 3 week traffic closure periods that are described in these special provisions. In addition to these closures, the State parking may be removed for up to 3 consecutive weeks on S. Carroll St. (not during same time as E. Main St. & Pinckney St. closure), and may be removed on W. Main St. for an additional eight (8) work days

during water main construction. Provide a minimum of 3 weeks' notice to Jason Rittel, State Capitol Superintendent, 608-261-4355 prior to any removal of the State parking.

UNDER THE SECTION TITLED "INTERSECTION CLOSURE RESTRICTIONS," REMOVE THE SECTIONS FOR WEST WASHINGTON AVENUE, SOUTH HAMILTON STREET AND MARTIN LUTHER KING JR BOULEVARD AND REPLACE WITH:

West Washington Avenue—may be closed for 14 continuous days to install underground utilities and temporary pavement, and may be closed for an additional 14 continuous days later in the project in order to install new curb and final pavement. Place message board on W Washington Ave, facing inbound traffic for three days prior to closure. As noted previously, it is expected that Findorff will be removing their tower cranes in mid-March. The intersection of W. Washington Ave. must remain open during the week of that crane removal as referenced in Section 105.12 of these special provisions. Contractor shall obtain prior approval from the Engineer before closing W. Washington Ave.

South Hamilton Street—may be closed for 35 continuous days after May 1st in order to install utilities and final curb and pavement. Place message board on S Hamilton St, facing inbound traffic for three days prior to closure. All movements on and off of S. Hamilton St. must be open during the week of the crane removal from the Anchor Bank site.

Martin Luther King Jr Boulevard—may be closed for 28 continuous days after May 1st in order to install underground utilities and curb and final pavement. All traffic movements at this intersection must remain open during the crane removal time period. During the week of the crane removal, a thru lane on Main St. and a right turn lane (min. length of 100 ft. and 11 ft. wide) off of W. Main St. on to Martin Luther King Jr. Blvd. shall be provided. It is expected that at the time of the crane removal, these lanes will be provided on existing pavement; however, if the contractor elects to start work at this intersection prior to the crane removal, the contractor shall provide temporary pavement as necessary to maintain the required lanes, and no additional compensation will be provided for this temporary pavement.

PROPOSAL:

Several items have been revised, added or removed. A summary of the changes to the proposal are as follows:

Action	Bid Item	Description	Original Quantity	New Quantity
REMOVE	40361	SAS ADJUSTING RING	2 EACH	0 EACH
MODIFY	20501	ADJUST SEWER ACCESS STRUCTURE	3 EACH	5 EACH

PLAN SET:

Remove and Replace revised plan sheets as follows:

Sheet W2-W3: Relocated proposed water main on E. Main St. to be located further from the centerline.

Please acknowledge this addendum on page E1 of the contract documents and/or in Section E: Bidder's

December 14, 2016

Page 3

Acknowledgement on Bid Express.

Electronic version of these documents can be found on the Bid Express web site at:

<http://www.bidexpress.com>

If you are unable to download plan revisions associated with the addendum, please contact the Engineering office at 608-266-4751 receive the material by another route.

A handwritten signature in black ink, appearing to read "Robert Phillips". The signature is written in a cursive style with large, looping letters.

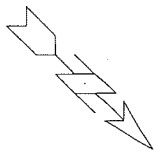
Robert F. Phillips, P.E., City Engineer

RFP:jmw

WATER PLAN AND PROFILE

S PINCKNEY ST

CITY OF MADISON



PLOT SCALE:

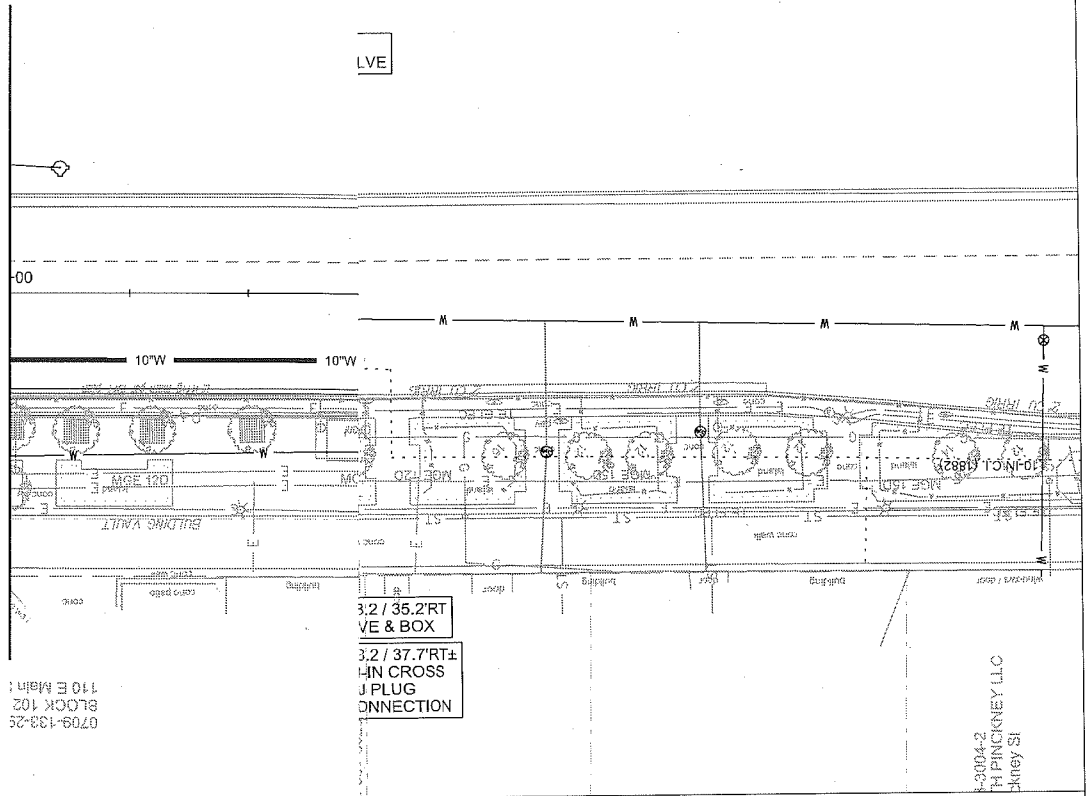
PLOT NAME:

REV. DATE:

ORIGINATOR: CITY OF MADISON, STREETS DIVISION

MATCHLINE STA 23+00.00

LVE



0709-103-25
BLOCK 102
110 E Main

3.2 / 35.2 RT
VE & BOX
3.2 / 37.7 RT±
LN CROSS
PLUG
CONNECTION

E-3004-2
S PINCKNEY LLC
Pinckney St

940
935
930
925
920
915
910
905
900
23+00


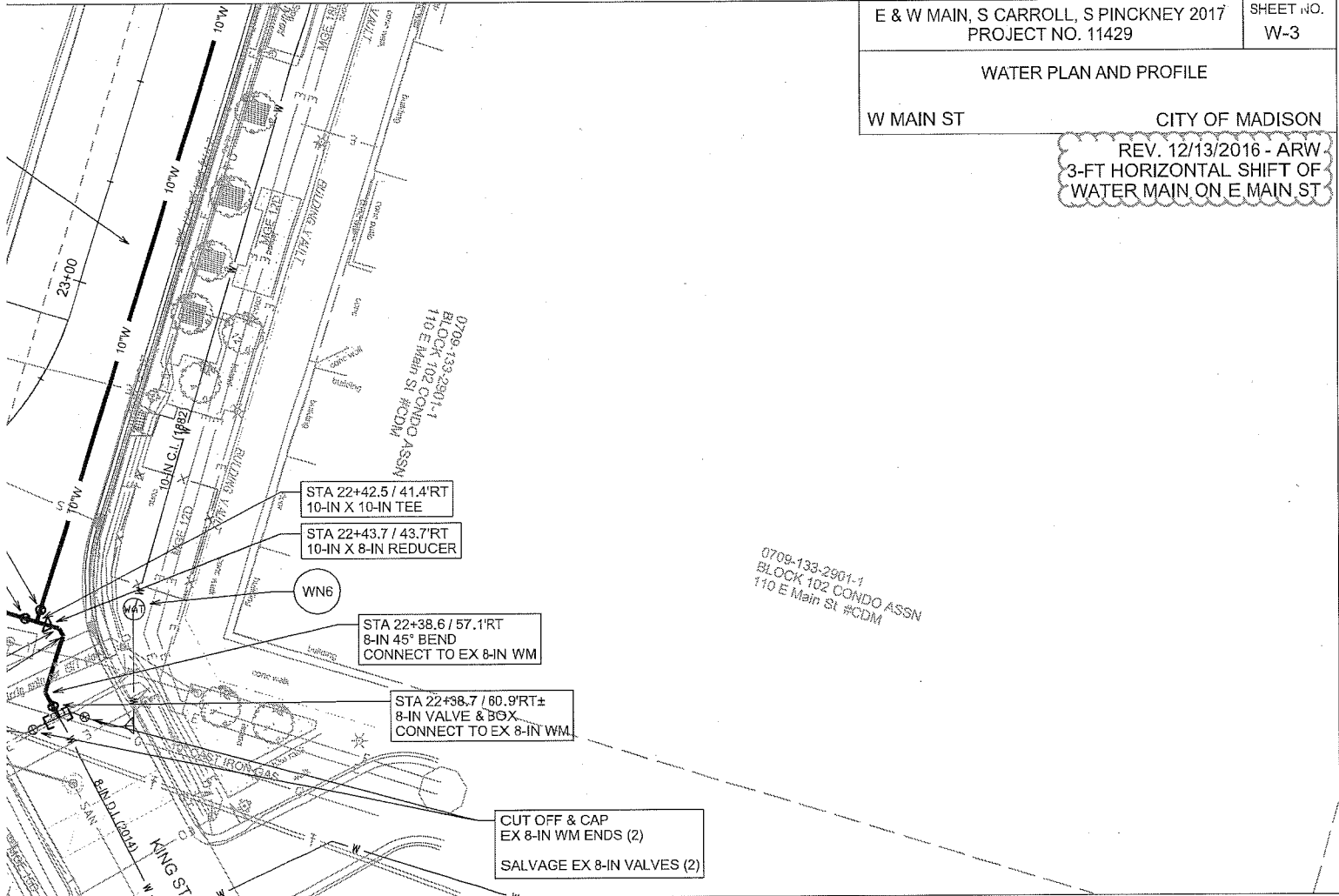
REVISED

WATER PLAN AND PROFILE

W MAIN ST

CITY OF MADISON

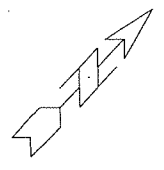
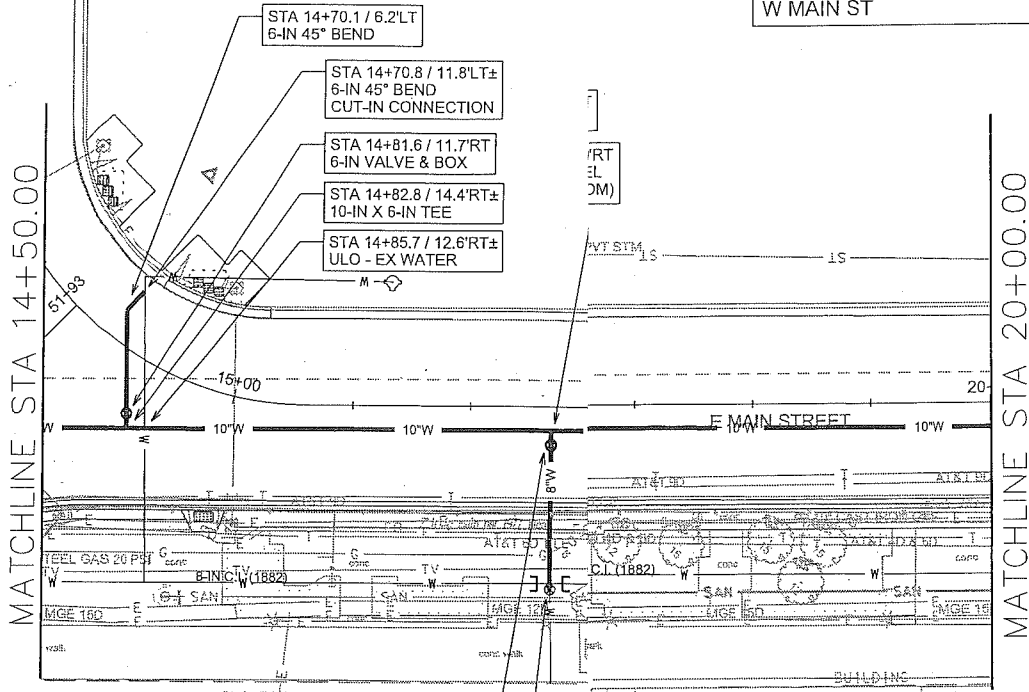
REV. 12/13/2016 - ARW
3-FT HORIZONTAL SHIFT OF
WATER MAIN ON E MAIN ST



WATER PLAN AND PROFILE

W MAIN ST

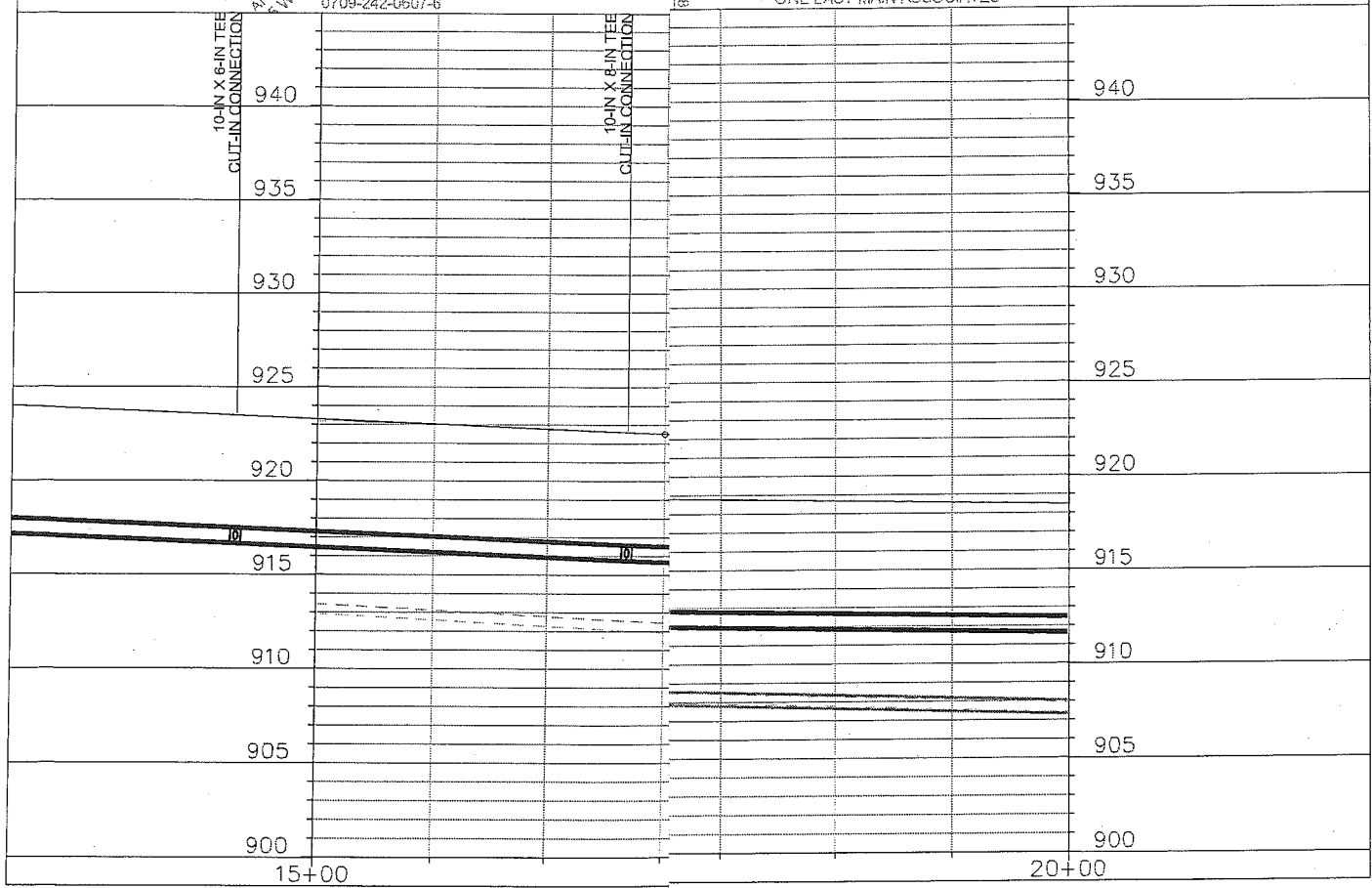
CITY OF MADISON



MATCHLINE STA 14+50.00

MATCHLINE STA 20+00.00

0709-242-0607-6
 ANCHOR PROPERTIES CONSULTING
 111 Main St
 0709-242-0607-6
 ONE EAST MAIN ASSOCIATES




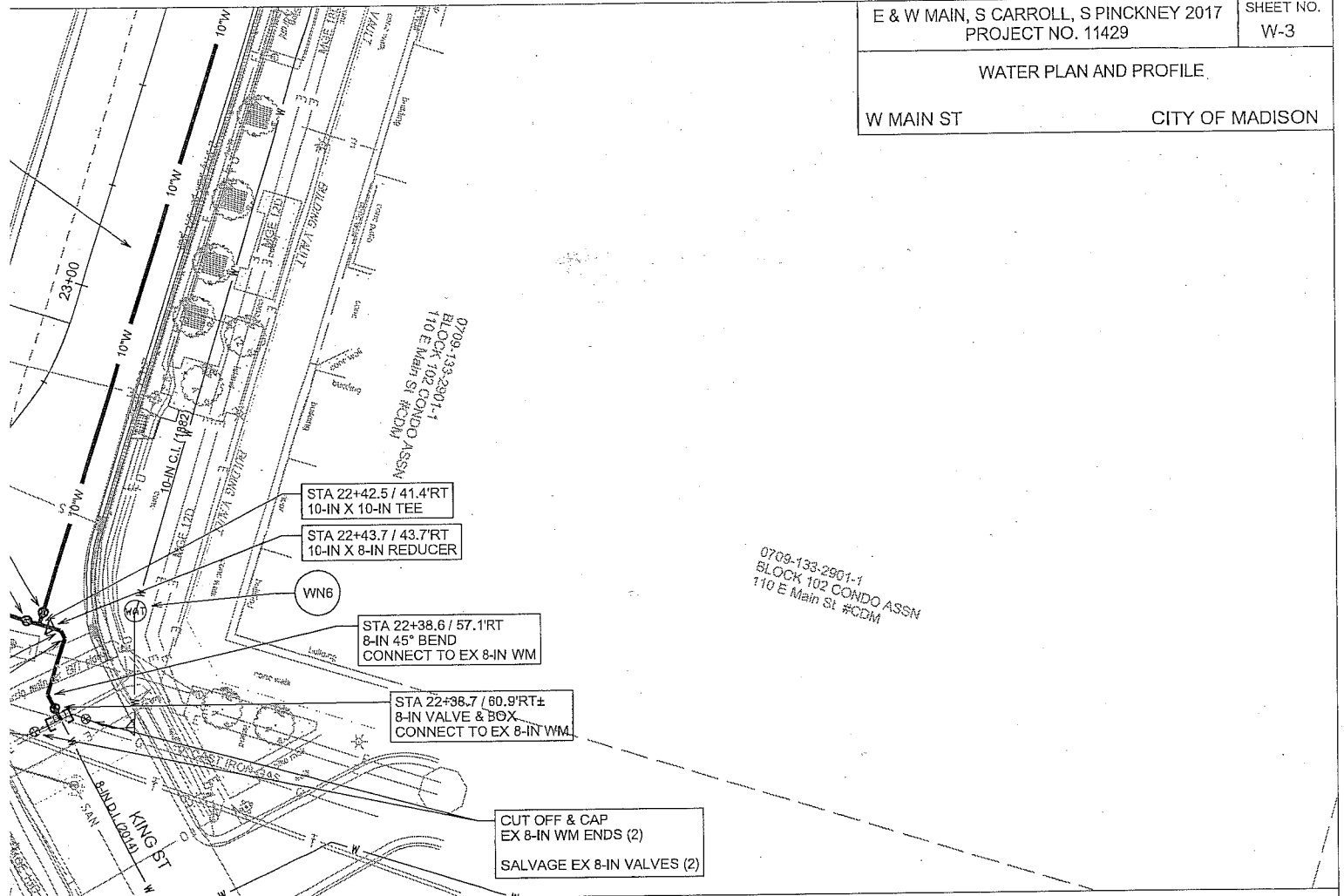
PLOT SCALE:
PLOT NAME:
REV. DATE:
ORIGINATOR: CITY OF MADISON, STREETS DIVISION

ORIGINAL

WATER PLAN AND PROFILE

W MAIN ST

CITY OF MADISON




SECTION E: BIDDERS ACKNOWLEDGEMENT

CONTRACT TITLE 7803

CONTRACT NO. E&W MAIN ST S CARROLL & S PINCKNEY


Bidder must state a Unit Price and Total Bid for each item. The Total Bid for each item must be the product of quantity, by Unit Price. The Grand Total must be the sum of the Total Bids for the various items. In case of multiplication errors or addition errors, the Grand Total with corrected multiplication and/or addition shall determine the Grand Total bid for each contract. The Unit Price and Total Bid must be entered numerically in the spaces provided. All words and numbers shall be written in ink.

- The undersigned having familiarized himself/herself with the Contract documents, including Advertisement for Bids, Instructions to Bidders, Form of Proposal, City of Madison Standard Specifications for Public Works Construction - 2016 Edition thereto, Form of Agreement, Form of Bond, and Addenda issued and attached to the plans and specifications on file in the office of the City Engineer, hereby proposes to provide and furnish all the labor, materials, tools, and expendable equipment necessary to perform and complete in a workmanlike manner the specified construction on this project for the City of Madison; all in accordance with the plans and specifications as prepared by the City Engineer, including Addenda to the Contract Nos. 1 through 1 issued thereto, at the prices for said work as contained in this proposal. (Electronic bids submittals shall acknowledge addendum under Section E and shall not acknowledge here)
- If awarded the Contract, we will initiate action within seven (7) days after notification or in accordance with the date specified in the contract to begin work and will proceed with diligence to bring the project to full completion within the number of work days allowed in the Contract or by the calendar date stated in the Contract.
- The undersigned Bidder or Contractor certifies that he/she is not a party to any contract, combination in form of trust or otherwise, or conspiracy in restraint of trade or commerce or any other violation of the anti-trust laws of the State of Wisconsin or of the United States, with respect to this bid or contract or otherwise.
- I hereby certify that I have met the Bid Bond Requirements as specified in Section 102.5. (IF BID BOND IS USED, IT SHALL BE SUBMITTED ON THE FORMS PROVIDED BY THE CITY. FAILURE TO DO SO MAY RESULT IN REJECTION OF THE BID).
- I hereby certify that all statements herein are made on behalf of Capitol Underground, Inc. (name of corporation, partnership, or person submitting bid) a corporation organized and existing under the laws of the State of WI a partnership consisting of _____; an individual trading as _____; of the City of Sun Prairie State of WI; that I have examined and carefully prepared this Proposal, from the plans and specifications and have checked the same in detail before submitting this Proposal; that I have fully authority to make such statements and submit this Proposal in (its, their) behalf; and that the said statements are true and correct.


SIGNATURE


CONTROLLER
TITLE, IF ANY

Sworn and subscribed to before me this 16 day of September, 20 16.


(Notary Public or other officer authorized to administer oaths)

My Commission Expires 7/13/19

Bidders shall not add any conditions or qualifying statements to this Proposal.



Contract 7803 – Capitol Underground, Inc.

Section F: Best Value Contracting

This section is a required document for the bid to be considered complete. There are two methods for completing the Best Value Contracting (BVC) form. Method one: The form can be filled out online and submitted to this site to be included with your electronic bid. Method two: The form can be downloaded from the site and submitted by hand to the City of Madison.

Method of Submittal for BVC (click in box below to choose) *

I will submit Bid Express fillable online form (BVC).

Section F: Disclosure of Ownership and Best Value Contracting

Notice required under Section 15.04(1)(m), Wisconsin Statutes. The statutory authority for the use of this form is prescribed in Sections 66.0903(12)(d), Wisconsin Statutes. The use of this form is mandatory. The penalty for failing to complete this form is prescribed in Section 103.005(12). Personal information you provide may be used for secondary purposes.

(1) On the date a contractor submits a bid to or completes negotiations with a state agency or local governmental unit, on a project subject to Section 66.0903 or 103.49, Wisconsin Statutes, the contractor shall disclose to such state agency or local governmental unit the name of any "other construction business", which the contractor, or a shareholder, officer or partner of the contractor, owns or has owned within the preceding three (3) years.

(2) The term "other construction business" means any business engaged in the erection, construction, remodeling, repairing, demolition, altering or painting and decorating of buildings, structures or facilities. It also means any business engaged in supplying mineral aggregate, or hauling excavated material or spoil as provided by Sections 66.0903(3), 103.49(2) and 103.50(2), Wisconsin Statutes.

(3) This form must ONLY be filed, with the state agency or local governmental unit that will be awarding the contract, if both (A) and (B) are met.

(A) The contractor, or a shareholder, officer or partner of the contractor:

1. Owns at least a 25% interest in the "other construction business", indicated below, on the date the contractor submits a bid or completes negotiations.
2. Or has owned at least a 25% interest in the "other construction business" at any time within the preceding three (3) years.

(B) The Wisconsin Department of Workforce Development (DWD) has determined that the "other construction business" has failed to pay the prevailing wage rate or time and one-half the

required hourly basic rate of pay, for hours worked in excess of the prevailing hours of labor, to any employee at any time within the preceding three (3) years.

Other Construction Business

Not Applicable

Name of Business

Street Address or PO Box

City, State and Zip Code

Best Value Contracting

1. The Contractor shall indicate the non-apprenticeable trades used on this contract.

2. Madison General Ordinance (M.G.O.), 33.07(7), does provide for some exemptions from the active apprentice requirement. Apprenticeable trades are those trades considered apprenticeable by the State of Wisconsin. Please check applicable box if you are seeking an exemption.

Contractor has a total skilled workforce of four or less individuals in all apprenticeable trades combined.

No available trade training program; The Contractor has been rejected by the only available trade training program, or there is no trade training program within 90 miles.

Contractor is not using an apprentice due to having a journey worker on layoff status, provided the journey worker was employed by the contractor in the past six months.

First time contractor on City of Madison Public Works contract requests a onetime exemption but intends to comply on all future contracts and is taking steps typical of a "good faith" effort.

Contractor has been in business less than one year.

Contractor doesn't have enough journeyman trade workers to qualify for a trade training program in that respective trade.

An exemption is granted in accordance with a time period of a "Documented Depression" as defined by the State of Wisconsin.

3. The Contractor shall indicate on the following section which apprenticeable trades are to be used on this contract. Compliance with active apprenticeship, to the extent required by M.G.O. 33.07(7), shall be satisfied by documentation from an applicable trade training body; an apprenticeship contract with the Wisconsin Department of Workforce Development or a similar agency in another state; or the U.S Department of Labor. This documentation is required prior to the Contractor beginning work on the project site.

The Contractor has reviewed the list and shall not use any apprenticeable trades on this project.

LIST APPRENTICABLE TRADES (check all that apply to your work to be performed on this contract)

- BRICKLAYER
- CARPENTER
- CEMENT MASON / CONCRETE FINISHER
- CEMENT MASON (HEAVY HIGHWAY)
- CONSTRUCTION CRAFT LABORER
- DATA COMMUNICATION INSTALLER
- ELECTRICIAN
- ENVIRONMENTAL SYSTEMS TECHNICIAN / HVAC SERVICE TECH/HVAC INSTALL / SERVICE
- GLAZIER
- HEAVY EQUIPMENT OPERATOR / OPERATING ENGINEER
- INSULATION WORKER (HEAT and FROST)
- IRON WORKER
- IRON WORKER (ASSEMBLER, METAL BLDGS)
- PAINTER and DECORATOR
- PLASTERER
- PLUMBER
- RESIDENTIAL ELECTRICIAN
- ROOFER and WATER PROOFER
- SHEET METAL WORKER
- SPRINKLER FITTER
- STEAMFITTER
- STEAMFITTER (REFRIGERATION)
- STEAMFITTER (SERVICE)
- TAPER and FINISHER
- TELECOMMUNICATIONS (VOICE, DATA and VIDEO) INSTALLER-TECHNICIAN
- TILE SETTER

CONTRACT NO. 7803

Small Business Enterprise Compliance Report

**This information may be submitted electronically through
Bid Express or submitted with bid in sealed envelope.**

Cover Sheet


Prime Bidder Information

Company:	Capitol Underground, Inc.
Address:	782 Lois Dr. Sun Prairie, WI 53590
Telephone Number:	608-318-1595
Fax Number:	608-318-1589
Contact Person/Title:	Brent Conwell - Controller

Prime Bidder Certification

Name:	Brent Conwell
Title:	Controller
Company:	Capitol Underground, Inc.

I certify that the information contained in this SBE Compliance Report is true and correct to the best of my knowledge and belief.



Witness' Signature



Bidder's Signature

12/16/16

Date

CONTRACT NO. 7803

Small Business Enterprise Compliance Report

Summary Sheet

SBE Subcontractors Who Are NOT Suppliers

Name(s) of SBEs Utilized	Type of Work	% of Total Bid Amount
Neil Schlough Trucking	Trucking	3.3 %
JR's Construction	Restoration	.7 %
		%
		%
		%
		%
		%
		%
		%
		%
		%
		%
		%
		%
		%
		%
		%
Subtotal SBE who are NOT suppliers:		4 %

SBE Subcontractors Who Are Suppliers

Name(s) of SBEs Utilized	Type of Work	% of Total Bid Amount
		%
		%
		%
		%
		%
		%
		%

Subtotal Contractors who are suppliers: _____ % x 0.6 = _____ % (discounted to 60%)

Total Percentage of SBE Utilization: 4 %.

EAST & WEST MAIN STREET, SOUTH CARROLL STREET AND SOUTH PINCKNEY STREET
 ASSESSMENT DISTRICT - 2017
 CONTRACT NO. 7803
 DATE: 12/16/16

Capitol Underground, Inc.

Item	Quantity	Price	Extension
Section B: Proposal Page			
10701.0 - TRAFFIC CONTROL - LUMP SUM	1.00	\$33,350.00	\$33,350.00
10720.0 - TRAFFIC CONTROL SIGN - PORTABLE ARROW BOARD - DAYS	200.00	\$10.00	\$2,000.00
10721.0 - TRAFFIC CONTROL SIGN - PORTABLE CHANGEABLE MESSAGE - DAYS	14.00	\$40.00	\$560.00
10725.0 - ALTERNATE BUSINESS ACCESS SIGN - DAYS	150.00	\$10.00	\$1,500.00
10911.0 - MOBILIZATION - LUMP SUM	1.00	\$188,500.00	\$188,500.00
20101.0 - EXCAVATION CUT - C.Y.	5290.00	\$25.10	\$132,779.00
20140.0 - GEOTEXTILE FABRIC TYPE SAS (NON-WOVEN)- S.Y.	900.00	\$2.00	\$1,800.00
20219.0 - BREAKER RUN - TON	900.00	\$12.70	\$11,430.00
20301.0 - SAWCUT CONCRETE PAVEMENT, FULL DEPTH - L.F.	3450.00	\$2.50	\$8,625.00
20303.0 - SAWCUT BITUMINOUS PAVEMENT - L.F.	220.00	\$2.00	\$440.00
20321.0 - REMOVE CONCRETE PAVEMENT - S.Y.	7100.00	\$2.70	\$19,170.00
20322.0 - REMOVE CONCRETE CURB & GUTTER - L.F.	1920.00	\$4.25	\$8,160.00
20323.0 - REMOVE CONCRETE SIDEWALK & DRIVE - S.F.	20250.00	\$2.15	\$43,537.50
20401.0 - CLEARING - I.D.	36.00	\$35.00	\$1,260.00
20402.0 - GRUBBING - I.D.	36.00	\$35.00	\$1,260.00
20801.0 - SODDING - S.Y.	50.00	\$28.00	\$1,400.00
30201.0 - TYPE 'A' CONCRETE CURB & GUTTER - L.F.	300.00	\$35.50	\$10,650.00
30207.0 - TYPE 'H' CONCRETE CURB & GUTTER - L.F.	1590.00	\$23.80	\$37,842.00
30208.0 - HAND FORMED CONCRETE CURB & GUTTER - L.F.	30.00	\$40.50	\$1,215.00
30302.0 - 7" CONCRETE SIDEWALK AND DRIVE - S.F.	15450.00	\$7.00	\$108,150.00
30340.0 - CURB RAMP DETECTABLE WARNING FIELD - S.F.	216.00	\$25.00	\$5,400.00
40102.0 - CRUSHED AGGREGATE BASE COURSE GRADATION NO. 2 - TON	5550.00	\$15.95	\$88,522.50
40203.0 - HMA PAVEMENT TYPE E-3 - TON	40.00	\$139.50	\$5,580.00
40403.0 - 10 INCH CONCRETE PAVEMENT - S.Y.	7155.00	\$70.50	\$504,427.50
60801.0 - PAVEMENT MARKING EPOXY, DOUBLE LINE, 4-INCH - L.F.	50.00	\$4.80	\$240.00
60802.0 - PAVEMENT MARKING EPOXY, LINE, 6-INCH - L.F.	100.00	\$4.30	\$430.00
60804.0 - PAVEMENT MARKING EPOXY, LINE, 12-INCH - L.F.	1100.00	\$5.90	\$6,490.00
60814.0 - PAVEMENT MARKING EPOXY, CROSSWALK, 12-INCH - L.F.	950.00	\$8.10	\$7,695.00
60818.0 - PAVEMENT MARKING EPOXY, STOP LINE, 24-INCH - L.F.	210.00	\$10.50	\$2,205.00
60819.0 - PAVEMENT MARKING EPOXY, CURB - L.F.	100.00	\$8.00	\$800.00
60822.0 - PAVEMENT MARKING EPOXY, SYMBOL, BIKE SHARROW - EACH	12.00	\$300.00	\$3,600.00
60823.0 - PAVEMENT MARKING EPOXY, SYMBOL, BIKE LANE - EACH	2.00	\$150.00	\$300.00
60830.0 - PAVEMENT MARKING EPOXY, SYMBOL, RIGHT ARROW - EACH	3.00	\$300.00	\$900.00
60883.0 - PAVEMENT MARKING REMOVAL, 12-INCH - L.F.	100.00	\$10.00	\$1,000.00
60900.0 - TEMPORARY PAVEMENT MARKING PAINT, LINE, 4-INCH - L.F.	100.00	\$2.00	\$200.00
60941.0 - TEMPORARY PAVEMENT MARKING TAPE, REMOVABLE, REFLECTIVE, DOUBLE LINE, 4-INCH - L.F.	100.00	\$2.00	\$200.00
60942.0 - TEMPORARY PAVEMENT MARKING TAPE, REMOVABLE, REFLECTIVE, LINE, 6-INCH - L.F.	100.00	\$2.00	\$200.00

EAST & WEST MAIN STREET, SOUTH CARROLL STREET AND SOUTH PINCKNEY STREET
ASSESSMENT DISTRICT - 2017
CONTRACT NO. 7803
DATE: 12/16/16

Capitol Underground, Inc.

Item	Quantity	Price	Extension
60954.0 - TEMPORARY PAVEMENT MARKING TAPE, REMOVABLE, REFLECTIVE, SYMBOL, RIGHT ARROW - EACH	1.00	\$75.00	\$75.00
90001.0 - C1 CONCRETE SIDEWALK 7-INCH - S.F.	4800.00	\$21.90	\$105,120.00
90002.0 - MAINTAIN WATER IRRIGATION SYSTEM - LUMP SUM	1.00	\$7,500.00	\$7,500.00
90004.0 - RESET GRANITE CURB - L.F.	10.00	\$289.00	\$2,890.00
90005.0 - TEMPORARY PAVEMENT - S.Y.	1700.00	\$2.00	\$3,400.00
90006.0 - TEMPORARY SIDEWALK - S.F.	2000.00	\$1.00	\$2,000.00
90007.0 - TEMPORARY CROSSWALK ACCESS - EACH	8.00	\$1,000.00	\$8,000.00
90008.0 - TEMPORARY SIDEWALK RAMP - EACH	4.00	\$690.00	\$2,760.00
90009.0 - REMOBILIZATION FOR EVENT - LUMP SUM	1.00	\$16,000.00	\$16,000.00
90010.0 - REMOVE, SALVAGE AND RE-INSTALL TREE GRATE WITH NEW FRAME (5'X5') - EACH	1.00	\$1,210.00	\$1,210.00
90011.0 - FENCE SAFETY - L.F.	2400.00	\$4.10	\$9,840.00
90012.0 - TOPSOIL MIXTURE BACKFILL - S.Y.	50.00	\$28.00	\$1,400.00
90013.0 - PLANTER CURB JOINT CAULK REPLACEMENT (UNDISTRIBUTED) - L.F.	200.00	\$18.25	\$3,650.00
90014.0 - C1 CONCRETE JOINT FILLER - L.F.	40.00	\$35.00	\$1,400.00
90015.0 - UNDISTRIBUTED SHEET MEMBRANE WATERPROOFING - S.Y.	10.00	\$111.00	\$1,110.00
90016.0 - CONCRETE PAVEMENT JOINT SEALING - L.F.	13800.00	\$1.70	\$23,460.00
90017.0 - C1 CONCRETE SIDEWALK JOINT REPAIR, PARTIAL DEPTH - S.F.	20.00	\$235.00	\$4,700.00
90018.0 - REMOVE & REPLACE CONCRETE PLANTER WALL - L.F.	58.00	\$144.00	\$8,352.00
90019.0 - REMOVE BRICK PAVERS - S.F.	470.00	\$8.00	\$3,760.00
90020.0 - PAVEMENT MARKING EPOXY, WORD, BUS - EACH	4.00	\$310.00	\$1,240.00
90021.0 - PAVEMENT MARKING EPOXY, WORD, BIKE - EACH	4.00	\$310.00	\$1,240.00
90022.0 - PAVEMENT MARKING EPOXY, WORD, ONLY - EACH	4.00	\$310.00	\$1,240.00
90023.0 - PAVEMENT MARKING EPOXY, RADIUS LINE, 12-INCH (5' LINE, 5' GAP) - L.F.	100.00	\$5.20	\$520.00
90024.0 - PAVEMENT MARKING EPOXY, PARKING STALL 'L' - EACH	12.00	\$22.50	\$270.00
90025.0 - PAVEMENT MARKING EPOXY, PARKING STALL 'T' - EACH	52.00	\$23.50	\$1,222.00
90100.0 - REMOVE & REPLACE CONCRETE PAVEMENT PARKING LANE - S.Y.	895.00	\$75.00	\$67,125.00
20217.0 - CLEAR STONE - TON	300.00	\$14.50	\$4,350.00
20503.0 - ADJUST INLET - EACH	8.00	\$233.00	\$1,864.00
21002.0 - EROSION CONTROL INSPECTION - EACH	5.00	\$100.00	\$500.00
21011.0 - CONSTRUCTION ENTRANCE - EACH	2.00	\$650.00	\$1,300.00
21013.0 - STREET SWEEPING - LUMP SUM	1.00	\$5,950.00	\$5,950.00
21014.0 - CLEAR STONE BERM (UNDISTRIBUTED) - EACH	2.00	\$325.00	\$650.00
21015.0 - STREET CONSTRUCTION STONE BERM - EACH	3.00	\$430.00	\$1,290.00
21017.0 - SILT SOCK (8 INCH) - COMPLETE (UNDISTRIBUTED) - L.F.	100.00	\$8.00	\$800.00
21032.0 - INLET PROTECTION TYPE C - PROVIDE & INSTALL - EACH	25.00	\$100.00	\$2,500.00
21033.0 - INLET PROTECTION TYPE C - MAINTAIN - EACH	50.00	\$24.00	\$1,200.00
21034.0 - INLET PROTECTION TYPE C - REMOVE - EACH	25.00	\$45.00	\$1,125.00

EAST & WEST MAIN STREET, SOUTH CARROLL STREET AND SOUTH PINCKNEY STREET
 ASSESSMENT DISTRICT - 2017
 CONTRACT NO. 7803
 DATE: 12/16/16

Capitol Underground, Inc.

Item	Quantity	Price	Extension
21056.0 - INLET PROTECTION TYPE D HYBRID - PROVIDE & INSTALL - EACH	10.00	\$150.00	\$1,500.00
21057.0 - INLET PROTECTION TYPE D HYBRID - MAINTAIN - EACH	20.00	\$24.00	\$480.00
21058.0 - INLET PROTECTION TYPE D HYBRID - REMOVE - EACH	10.00	\$45.00	\$450.00
40371.0 - REBUILD ACCESS STRUCTURE TOP - EACH	1.00	\$1,315.00	\$1,315.00
50411.0 - 12 INCH RCP STORM SEWER PIPE - L.F.	13.00	\$80.90	\$1,051.70
50741.0 - TYPE H INLET - EACH	1.00	\$1,965.00	\$1,965.00
90030.0 - ROCK BAGS, COMPLETE - EACH	50.00	\$20.00	\$1,000.00
90031.0 - RECONSTRUCT SAS TO INLET WITH CASTING - EACH	1.00	\$1,960.00	\$1,960.00
90032.0 - RECONSTRUCT INLET - SPECIAL - EACH	1.00	\$1,765.00	\$1,765.00
10912.0 - MOBILIZATION FOR STORM SEWER INSTALLATION - LUMP SUM	1.00	\$1,300.00	\$1,300.00
20313.0 - REMOVE INLET - EACH	1.00	\$390.00	\$390.00
50211.0 - SELECT BACKFILL FOR STORM SEWER - T.F.	13.00	\$0.10	\$1.30
50499.0 - CONCRETE COLLAR - EACH	1.00	\$485.00	\$485.00
10914.0 - MOBILIZATION FOR SANITARY SEWER INSTALLATION - LUMP SUM	1.00	\$22,500.00	\$22,500.00
20314.0 - REMOVE PIPE (SANITARY) UNDISTRIBUTED - L.F.	20.00	\$39.00	\$780.00
20331.0 - ABANDON SEWER ACCESS STRUCTURE - EACH	5.00	\$1,025.00	\$5,125.00
20335.0 - ABANDON SEWER PIPE WITH SLURRY - C.Y.	5.30	\$520.00	\$2,756.00
20336.0 - PIPE PLUG (UNDISTRIBUTED) - EACH	5.00	\$395.00	\$1,975.00
50103.0 - RECONSTRUCT BENCH AND FLOWLINE(S) - EACH	3.00	\$955.00	\$2,865.00
50212.0 - SELECT BACKFILL SANITARY SEWER - T.F.	929.00	\$0.10	\$92.90
50301.0 - 8" PVC SEWER PIPE (SDR 35) - L.F.	200.00	\$99.00	\$19,800.00
50321.0 - 8" PVC PRESSURE SANITARY SEWER PIPE - L.F.	394.00	\$82.30	\$32,426.20
50353.0 - SANITARY SEWER LATERAL (SDR 35) - L.F.	124.00	\$70.20	\$8,704.80
50354.0 - RECONNECT SANITARY SEWER LATERAL - EACH	7.00	\$4,350.00	\$30,450.00
50361.0 - WASTEWATER CONTROL - LUMP SUM	1.00	\$2,000.00	\$2,000.00
50390.0 - SEWER ELECTRONIC MARKERS - EACH	20.00	\$34.00	\$680.00
50701.0 - 4' DIA SANITARY SAS - EACH	4.00	\$3,050.00	\$12,200.00
50702.0 - 5' DIA SANITARY SAS - EACH	1.00	\$5,125.00	\$5,125.00
50783.0 - INSIDE DROP - V.F.	2.20	\$197.00	\$433.40
50791.0 - SANITARY SEWER TAP - EACH	6.00	\$1,020.00	\$6,120.00
90070.0 - SANITARY SEWER PRESSURE LATERAL - L.F.	211.00	\$83.70	\$17,660.70
90072.0 - PIPE BURST TO 8" INSIDE DIAMETER SANITARY SEWER PIPE - L.F.	392.00	\$66.20	\$25,950.40
10913.0 - MOBILIZATION FOR WATER MAIN INSTALLATION - LUMP SUM	1.00	\$48,500.00	\$48,500.00
70001.0 - FURNISH AND INSTALL 4 INCH PIPE & FITTINGS - L.F.	60.00	\$91.80	\$5,508.00
70002.0 - FURNISH AND INSTALL 6 INCH PIPE & FITTINGS - L.F.	100.00	\$93.75	\$9,375.00
70003.0 - FURNISH AND INSTALL 8 INCH PIPE & FITTINGS - L.F.	420.00	\$91.05	\$38,241.00
70004.0 - FURNISH AND INSTALL 10 INCH PIPE & FITTINGS - L.F.	1260.00	\$98.90	\$124,614.00
70005.0 - FURNISH AND INSTALL 12 INCH PIPE & FITTINGS - L.F.	180.00	\$150.00	\$27,000.00
70030.0 - FURNISH AND INSTALL 4-INCH WATER VALVE - EACH	2.00	\$1,690.00	\$3,380.00
70031.0 - FURNISH AND INSTALL 6-INCH WATER VALVE - EACH	8.00	\$1,880.00	\$15,040.00
70032.0 - FURNISH AND INSTALL 8-INCH WATER VALVE - EACH	7.00	\$2,250.00	\$15,750.00
70033.0 - FURNISH AND INSTALL 10-INCH WATER VALVE - EACH	8.00	\$2,815.00	\$22,520.00
70034.0 - FURNISH AND INSTALL 12-INCH WATER VALVE - EACH	4.00	\$3,210.00	\$12,840.00

EAST & WEST MAIN STREET, SOUTH CARROLL STREET AND SOUTH PINCKNEY STREET
ASSESSMENT DISTRICT - 2017
CONTRACT NO. 7803
DATE: 12/16/16

Capitol Underground, Inc.

Item	Quantity	Price	Extension
70040.0 - FURNISH, INSTALL AND SALVAGE HYDRANT - EACH	1.00	\$4,145.00	\$4,145.00
70058.0 - RECONNECT 2-INCH SERVICE LATERAL - EACH	2.00	\$2,875.00	\$5,750.00
70080.0 - CUT-IN OR CONNECT TO EXISTING WATER SYSTEM - EACH	20.00	\$1,550.00	\$31,000.00
70082.0 - CUT OFF EXISTING WATER MAIN - EACH	10.00	\$1,325.00	\$13,250.00
70090.0 - ABANDON WATER VALVE BOX - EACH	16.00	\$196.00	\$3,136.00
70091.0 - ABANDON WATER VALVE ACCESS STRUCTURE - EACH	8.00	\$587.00	\$4,696.00
70101.0 - FURNISH AND INSTALL STYROFOAM - L.F.	80.00	\$21.75	\$1,740.00
70102.0 - LANDSCAPE RESTORATION FOR WATER MAIN - L.F.	50.00	\$22.00	\$1,100.00
70104.0 - ADJUST WATER VALVE BOX - EACH	10.00	\$150.00	\$1,500.00
60241.0 - GOPHER RACEWAY FOR ELECTRICAL CONDUIT OR CABLE-IN-DUCT - L.F.	65.00	\$45.00	\$2,925.00
60403.0 - CONSTRUCT LB-3 BASE - EACH	4.00	\$950.00	\$3,800.00
60423.0 - REMOVE TRAFFIC SIGNAL BASE - EACH	4.00	\$200.00	\$800.00
60427.0 - REMOVE ELECTRICAL HANDHOLE - EACH	3.00	\$250.00	\$750.00
60706.0 - CONSTRUCT ELECTRICAL HANDHOLE TYPE 5 - EACH	8.00	\$1,200.00	\$9,600.00
90092.0 - CONSTRUCT ELECTRICAL HANDHOLE TYPE 7 - EACH	3.00	\$1,850.00	\$5,550.00
90094.0 - CONSTRUCT LB-3 MODIFIED BASE - EACH	8.00	\$925.00	\$7,400.00
60407.0 - CONSTRUCT LB-8 BASE - EACH	4.00	\$975.00	\$3,900.00
60421.0 - REMOVE STREET LIGHT BASE - EACH	4.00	\$200.00	\$800.00
90090.0 - REMOVE STREET LIGHT BASE SPECIAL A - EACH	4.00	\$200.00	\$800.00
90091.0 - REMOVE STREET LIGHT BASE SPECIAL B - EACH	4.00	\$200.00	\$800.00
90095.0 - MAINTAIN STREET LIGHTS AND SUPPORT STRUCTURES FOR TEMPORARY SIGNALS - LUMP SUM	1.00	\$46,500.00	\$46,500.00
60222.0 - FURNISH & INSTALL 3 INCH PVC SCHEDULE 80) CONDUIT - L.F.	61.00	\$4.60	\$280.60
60414.0 - BASE FOR MULTISPACE PARKING METER - EACH	1.00	\$1,650.00	\$1,650.00
20501.0 - ADJUST SEWER ACCESS STRUCTURE - EACH	5.00	\$280.00	\$1,400.00
50801.0 - UTILITY LINE OPENING (ULO) - EACH	14.00	\$595.00	\$8,330.00
60222.0 - FURNISH & INSTALL 3 INCH PVC SCHEDULE 80) CONDUIT - L.F.	4034.00	\$4.60	\$18,556.40
60226.0 - FURNISH & INSTALL 2 1/2 INCH PVC (SCHEDULE 80) CONDUIT - L.F.	601.00	\$4.50	\$2,704.50
60261.0 - ELECTRICAL TRENCH - L.F.	2399.00	\$6.70	\$16,073.30
90003.0 - REMOVE, SALVAGE & REINSTALL GRANITE CURB & FOUNDATION - L.F.	65.00	\$250.00	\$16,250.00
90071.0 - UTILITY TRENCH PATCH SPECIAL - S.Y.	220.00	\$87.95	\$19,349.00
90093.0 - CONSTRUCT MODIFIED OFFSET BASE - EACH	4.00	\$1,800.00	\$7,200.00
148 Items	Totals		\$2,318,642.70



Department of Public Works
City Engineering Division

Larry D. Nelson, P.E.
City Engineer

City-County Building, Room 115
210 Martin Luther King, Jr. Boulevard
Madison, Wisconsin 53703
608 264 9275 FAX
1 866 704 2315 Textnet

608 266 4751

Deputy City Engineer
Robert F. Phillips, P.E.

Principal Engineers
Michael R. Dalley, P.E.
Christina M. Bachmann, P.E.
John S. Fahmney, P.E.
Gregory T. Fries, P.E.

Facilities & Sustainability
Jeanne E. Hoffman, Manager
James C. Whitney, A.I.A.

Operations Supervisor
Kathleen M. Cryan

Hydrogeologist
Joseph L. DeMorett, P.G.

GIS Manager
David A. Davis, R.L.S.

Financial Officer
Steven B. Danner-Rivers

BIENNIAL BID BOND

Capitol Underground, Inc.

(a corporation of the State of Wisconsin)

(~~individual~~), (~~partnership~~), (hereinafter referred to as the "Principal") and
Western Surety Company

a corporation of the State of SD (hereinafter referred to as the "Surety") and licensed to do business in the State of Wisconsin, are held and firmly bound unto the City of Madison, Wisconsin (hereinafter referred to as the "City"), in the sum equal to the individual proposal guaranty amounts of the total bid or bids of the Principal herein accepted by the City, for the payment of which the Principal and the Surety hereby jointly and severally bind ourselves, our heirs, executors, administrators, successors and assigns.

The condition of this obligation is that the Principal has submitted to the City certain bids for projects from the time period of February 1, 2016 through January 31, 2018.

If the Principal is awarded the contract(s) by the City and, within the time and manner required by law after the prescribed forms are presented for its signature, the Principal enters into (a) written contract(s) in accordance with the bid(s), and files with the City its bond(s) guaranteeing faithful performance and payment for all labor and materials, as required by law, or if the City rejects all bids for the work described, then this obligation shall be null and void; otherwise, it shall remain in full force and effect.

In the event the Principal shall fail to execute and deliver the contract(s) or the performance and payment bond(s), all within the time specified or any extension thereof, the Principal and Surety agree jointly and severally to pay to the City within ten (10) calendar days of written demand a total equal to the sum of the individual proposal guaranty amounts of the total bid(s) as liquidated damages.

The Surety, for value received, hereby agrees that the obligations of it and its bond shall be in no way impaired or affected by any extension of time within which the City may accept a bid, and the Surety does hereby waive notice of any such extension.

This bond may be terminated by the Surety upon giving thirty (30) days written notice to the City of its intent to terminate this bond and to be released and discharged therefrom, but such termination shall not operate to relieve or discharge the Surety from any liability already accrued or which shall accrue before the expiration of such thirty (30) day period.

IN WITNESS WHEREOF, the Principal and the Surety have hereunto set their hands and seals, and such of them as are corporations have caused their corporate seals to be hereto affixed and these presents to be signed by their proper officers, on the day and year set forth below.

PRINCIPAL

CAPITOL UNDERGROUND, INC.
COMPANY NAME AFFIX SEAL

December 7, 2015
DATE

By: [Signature]
SIGNATURE AND TITLE P.M.

SURETY

WESTERN SURETY COMPANY
COMPANY NAME AFFIX SEAL

December 7, 2015
DATE

By: [Signature]
SIGNATURE AND TITLE John W. Walsh, Attorney-in-Fact

This certifies that I have been duly licensed as an agent for the Surety in Wisconsin under License No. 168955 for the year 2016, and appointed as attorney in fact with authority to execute this bid bond, which power of attorney has not been revoked.

December 7, 2015
DATE

[Signature]
AGENT John W. Walsh

c/o Cobb Strecker Dunphy & Zimmermann, Inc.
4726 East Towne Blvd, Ste 230
ADDRESS

Madison, WI 53704
CITY, STATE AND ZIP CODE

608-242-2550
TELEPHONE NUMBER

Note to Surety and Principal: Any bid submitted which this bond guarantees may be rejected if the Power of Attorney form showing that the Agent of Surety is currently authorized to execute bonds on behalf of Surety is not attached to this bond.

Project:

CERTIFICATE OF BIENNIAL BID BOND

TIME PERIOD - VALID (FROM/TO) February 1, 2016 to January 31, 2018
NAME OF SURETY Western Surety Company
NAME OF CONTRACTOR Capitol Underground, Inc.
CERTIFICATE HOLDER City of Madison, Wisconsin

This is to certify that a biennial bid bond issued by the above-named Surety is currently on file with the City of Madison.

This certificate is issued as a matter of information and conveys no rights upon the certificate holder and does not amend, extend or alter the coverage of the biennial bid bond.

Cancellation: Should the above policy be cancelled before the expiration date, the issuing Surety will give thirty (30) days written notice to the certificate holder indicated above.



SIGNATURE OF AUTHORIZED CONTRACTOR REPRESENTATIVE

12/9/15

DATE

Western Surety Company

POWER OF ATTORNEY APPOINTING INDIVIDUAL ATTORNEY-IN-FACT

Know All Men By These Presents, That WESTERN SURETY COMPANY, a South Dakota corporation, is a duly organized and existing corporation having its principal office in the City of Sioux Falls, and State of South Dakota, and that it does by virtue of the signature and seal herein affixed hereby make, constitute and appoint

Betsy K Wright, John W Walsh, Ross S Squires, Individually

of Madison, WI, its true and lawful Attorney(s)-in-Fact with full power and authority hereby conferred to sign, seal and execute for and on its behalf bonds, undertakings and other obligatory instruments of similar nature

- In Unlimited Amounts -

and to bind it thereby as fully and to the same extent as if such instruments were signed by a duly authorized officer of the corporation and all the acts of said Attorney, pursuant to the authority hereby given, are hereby ratified and confirmed.

This Power of Attorney is made and executed pursuant to and by authority of the By-Law printed on the reverse hereof, duly adopted, as indicated, by the shareholders of the corporation.

In Witness Whereof, WESTERN SURETY COMPANY has caused these presents to be signed by its Vice President and its corporate seal to be hereto affixed on this 30th day of June, 2015.



WESTERN SURETY COMPANY

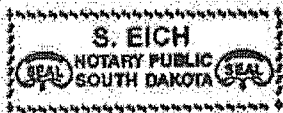
Paul T. Bruffat

Paul T. Bruffat, Vice President

State of South Dakota }
County of Minnehaha } ss

On this 30th day of June, 2015, before me personally came Paul T. Bruffat, to me known, who, being by me duly sworn, did depose and say: that he resides in the City of Sioux Falls, State of South Dakota; that he is the Vice President of WESTERN SURETY COMPANY described in and which executed the above instrument; that he knows the seal of said corporation; that the seal affixed to the said instrument is such corporate seal; that it was so affixed pursuant to authority given by the Board of Directors of said corporation and that he signed his name thereto pursuant to like authority, and acknowledges same to be the act and deed of said corporation.

My commission expires
February 12, 2021



S. Eich

S. Eich, Notary Public

CERTIFICATE

I, L. Nelson, Assistant Secretary of WESTERN SURETY COMPANY do hereby certify that the Power of Attorney hereinabove set forth is still in force, and further certify that the By-Law of the corporation printed on the reverse hereof is still in force. In testimony whereof I have hereunto subscribed my name and affixed the seal of the said corporation this 7th day of December, 2015.



WESTERN SURETY COMPANY

L. Nelson

L. Nelson, Assistant Secretary

Authorizing By-Law

ADOPTED BY THE SHAREHOLDERS OF WESTERN SURETY COMPANY

This Power of Attorney is made and executed pursuant to and by authority of the following By-Law duly adopted by the shareholders of the Company.

Section 7. All bonds, policies, undertakings, Powers of Attorney, or other obligations of the corporation shall be executed in the corporate name of the Company by the President, Secretary, and Assistant Secretary, Treasurer, or any Vice President, or by such other officers as the Board of Directors may authorize. The President, any Vice President, Secretary, any Assistant Secretary, or the Treasurer may appoint Attorneys in Fact or agents who shall have authority to issue bonds, policies, or undertakings in the name of the Company. The corporate seal is not necessary for the validity of any bonds, policies, undertakings, Powers of Attorney or other obligations of the corporation. The signature of any such officer and the corporate seal may be printed by facsimile.

SECTION H: AGREEMENT

THIS AGREEMENT made this 18 day of JANUARY in the year Two Thousand and Seventeen between CAPITOL UNDERGROUND, INC., hereinafter called the Contractor, and the City of Madison, Wisconsin, hereinafter called the City.

WHEREAS, the Common Council of the said City of Madison under the provisions of a resolution adopted JANUARY 17, 2017, and by virtue of authority vested in the said Council, has awarded to the Contractor the work of performing certain construction.

NOW, THEREFORE, the Contractor and the City, for the consideration hereinafter named, agree as follows:

1. **Scope of Work.** The Contractor shall, perform the construction, execution and completion of the following listed complete work or improvement in full compliance with the Plans, Specifications, Standard Specifications, Supplemental Specifications, Special Provisions and contract; perform all items of work covered or stipulated in the proposal; perform all altered or extra work; and shall furnish, unless otherwise provided in the contract, all materials, implements, machinery, equipment, tools, supplies, transportation, and labor necessary to the prosecution and completion of the work or improvements:

EAST & WEST MAIN STREET, SOUTH CARROLL STREET AND SOUTH PINCKNEY STREET ASSESSMENT DISTRICT - 2017 CONTRACT NO. 7803

2. **Completion Date/Contract Time.** Construction work must begin within seven (7) calendar days after the date appearing on mailed written notice to do so shall have been sent to the Contractor and shall be carried on at a rate so as to secure full completion SEE SPECIAL PROVISIONS, the rate of progress and the time of completion being essential conditions of this Agreement.
3. **Contract Price.** The City shall pay to the Contractor at the times, in the manner and on the conditions set forth in said specifications, the sum of TWO MILLION THREE HUNDRED EIGHTEEN THOUSAND SIX HUNDRED FORTY-TWO AND 70/100 (\$2,318,642.70) Dollars being the amount bid by such Contractor and which was awarded to him/her as provided by law.
4. **Wage Rates for Employees of Public Works Contractors**

General and Authorization. The Contractor shall compensate its employees at the prevailing wage rate in accordance with section 66.0903, Wis. Stats., DWD 290 of the Wisconsin Administrative Code and as hereinafter provided unless otherwise noted in Section D: Special Provisions, Subsection 102.10 – Minimum Rate of Wage Scale.

"Public Works" shall include building or work involving the erection, construction, remodeling, repairing or demolition of buildings; parking lots, highways, streets, bridges, sidewalks, street lighting, traffic signals, sanitary sewers, water mains and appurtenances, storm sewers, and the grading and landscaping of public lands.

"Building or work" includes construction activity as distinguished from manufacturing, furnishing of materials, or servicing and maintenance work, except for the delivery of mineral aggregate such as sand, gravel, bituminous asphaltic concrete or stone which is incorporated into the work under contract with the City by depositing the material directly in final place from transporting vehicle.

"Erection, construction, remodeling, repairing" means all types of work done on a particular building or work at the site thereof in the construction or development of the project, including without limitation, erecting, construction, remodeling, repairing, altering, painting, and decorating, the transporting of materials and supplies to or from the building or work done by the employees of the Contractor, Subcontractor, or Agent thereof, and the manufacturing or furnishing of

materials, articles, supplies or equipment on the site of the building or work, by persons employed by the Contractor, Subcontractor, or Agent thereof.

"Employees working on the project" means laborers, workers, and mechanics employed directly upon the site of work.

"Laborers, Workers, and Mechanics" include pre-apprentices, helpers, trainees, learners and properly registered and indentured apprentices but exclude clerical, supervisory, and other personnel not performing manual labor.

Establishment of Wage Rates. The Department of Public Works shall periodically obtain a current schedule of prevailing wage rates from DWD. The schedule shall be used to establish the City of Madison Prevailing Wage Rate Schedule for Public Works Construction (prevailing wage rate). The Department of Public Works may include known increases to the prevailing wage rate which can be documented and are to occur on a future specific date. The prevailing wage rate shall be included in public works contracts subsequently negotiated or solicited by the City. Except for known increases contained within the schedule, the prevailing wage rate shall not change during the contract. The approved wage rate is attached hereto.

Workforce Profile. The Contractor shall, at the time of signature of the contract, notify the City Engineer in writing of the names and classifications of all the employees of the Contractor, Subcontractors, and Agents proposed for the work. In the alternative, the Contractor shall submit in writing the classifications of all the employees of the Contractor, Subcontractors and Agents and the total number of hours estimated in each classification for the work. This workforce profile(s) shall be reviewed by the City Engineer who may, within ten (10) days, object to the workforce profile(s) as not being reflective of that which would be required for the work. The Contractor may request that the workforce profile, or a portion of the workforce profile, be submitted after the signature of the contract but at least ten (10) days prior to the work commencing. Any costs or time loss resulting from modifications to the workforce profile as a result of the City Engineer's objections shall be the responsibility of the Contractor.

Payrolls and Records. The Contractor shall keep weekly payroll records setting forth the name, address, telephone number, classification, wage rate and fringe benefit package of all the employees who work on the contract, including the employees of the Contractor's subcontractors and agents. Such weekly payroll records must include the required information for all City contracts and all other contracts on which the employee worked during the week in which the employee worked on the contract. The Contractor shall also keep records of the individual time each employee worked on the project and for each day of the project. Such records shall also set forth the total number of hours of overtime credited to each such employee for each day and week and the amount of overtime pay received in that week. The records shall set forth the full weekly wages earned by each employee and the actual hourly wage paid to the employee.

The Contractor shall submit the weekly payroll records, including the records of the Contractor's subcontractors and agents, to the City Engineer for every week that work is being done on the contract. The submittal shall be within twenty-one (21) calendar days of the end of the Contractor's weekly pay period.

Employees shall receive the full amounts accrued at the time of the payment, computed at rates not less than those stated in the prevailing wage rate and each employee's rate shall be determined by the work that is done within the trade or occupation classification which should be properly assigned to the employee.

An employee's classification shall not be changed to a classification of a lesser rate during the contract. If, during the term of the contract, an employee works in a higher pay classification than the one which was previously properly assigned to the employee, then that employee shall be considered to be in the higher pay classification for the balance of the contract, receive the appropriate higher rate of pay, and she/he shall not receive a lesser rate during the balance of the

contract. For purposes of clarification, it is noted that there is a distinct difference between working in a different classification with higher pay and doing work within a classification that has varying rates of pay which are determined by the type of work that is done within the classification. For example, the classification "Operating Engineer" provides for different rates of pay for various classes of work and the Employer shall compensate an employee classified as an "Operating Engineer" based on the highest class of work that is done in one day. Therefore, an "Operating Engineer's" rate may vary on a day to day basis depending on the type of work that is done, but it will never be less than the base rate of an "Operating Engineer". Also, as a matter of clarification, it is recognized that an employee may work in a higher paying classification merely by chance and without prior intention, calculation or design. If such is the case and the performance of the work is truly incidental and the occurrence is infrequent, inconsequential and does not serve to undermine the single classification principle herein, then it may not be required that the employee be considered to be in the higher pay classification and receive the higher rate of pay for the duration of the contract. However, the Contractor is not precluded or prevented from paying the higher rate for the limited time that an employee performs work that is outside of the employee's proper classification.

Questions regarding an employee's classification, rate of pay or rate of pay within a classification, shall be resolved by reference to the established practice that predominates in the industry and on which the trade or occupation rate/classification is based. Rate of pay and classification disputes shall be resolved by relying upon practices established by collective bargaining agreements and guidelines used in such determination by appropriate recognized trade unions operating within the City of Madison.

The Contractor, its Subcontractors and Agents shall submit to interrogation regarding compliance with the provisions of this ordinance.

Mulcting of the employees by the Contractor, Subcontractor, and Agents on Public Works contracts, such as by kickbacks or other devices, is prohibited. The normal rate of wage of the employees of the Contractor, Subcontractor, and Agents shall not be reduced or otherwise diminished as a result of payment of the prevailing wage rate on a public works contract.

Hourly contributions. Hourly contributions shall be determined in accordance with the prevailing wage rate and with DWD. 290.01(10), Wis. Admin. Code.

Apprentices and Subjourney persons. Apprentices and sub journeypersons performing work on the project shall be compensated in accordance with the prevailing wage rate and with DWD 290.02, and 290.025, respectively, Wis. Admin. Code.

Straight Time Wages. The Contractor may pay straight time wages as determined by the prevailing wage rate and DWD 290.04, Wis. Admin. Code.

Overtime Wages. The Contractor shall pay overtime wages as required by the prevailing wage rate and DWD 290.05, Wis. Admin. Code.

Posting of Wage Rates and Hours. A clearly legible copy of the prevailing wage rate, together with the provisions of Sec. 66.0903(10)(a) and (11)(a), Wis. Stats., shall be kept posted in at least one conspicuous and easily accessible place at the project site by the Contractor and such notice shall remain posted during the full time any laborers, workers or mechanics are employed on the contract.

Evidence of Compliance by Contractor. Upon completion of the contract, the Contractor shall file with the Department of Public Works an affidavit stating:

- a. That the Contractor has complied fully with the provisions and requirements of Sec. 66.0903(3), Wis. Stats., and Chapter DWD 290, Wis. Admin. Code; the Contractor has received evidence of compliance from each of the agents and subcontractors; and the

names and addresses of all of the subcontractors and agents who worked on the contract.

- b. That full and accurate records have been kept, which clearly indicate the name and trade or occupation of every laborer, worker or mechanic employed by the Contractor in connection with work on the project. The records shall show the number of hours worked by each employee and the actual wages paid therefore; where these records will be kept and the name, address and telephone number of the person who will be responsible for keeping them. The records shall be retained and made available for a period of at least three (3) years following the completion of the project of public works and shall not be removed without prior notification to the municipality.

Evidence of Compliance by Agent and Subcontractor. Each agent and subcontractor shall file with the Contractor, upon completion of their portion of the work on the contract an affidavit stating that all the provisions of Sec. 66.0903(3), Wis. Stats., have been fully complied with and that full and accurate records have been kept, which clearly indicate the name and trade or occupation of every laborer, worker or mechanic employed by the Contractor in connection with work on the project. The records shall show the number of hours worked by each employee and the actual wages paid therefore; where these records shall be kept and the name, address and telephone number of the person who shall be responsible for keeping them. The records shall be retained and made available for a period of at least three (3) years following the completion of the project of public works and shall not be removed without prior notification to the municipality.

Failure to Comply with the Prevailing Wage Rate. If the Contractor fails to comply with the prevailing wage rate, she/he shall be in default on the contract. In addition, if DWD finds that a contractor or subcontractor violated the prevailing wage law, DWD will assess liquidated damages of 100% of the wages owed to employees.

Establishment of Wage Rates. The Department of Public Works shall periodically obtain a current schedule of prevailing wage rates from DWD. The schedule shall be used to establish the City of Madison Prevailing Wage Rate Schedule for Public Works Construction (prevailing wage rate). The Department of Public Works may include known increases to the prevailing wage rate which can be documented and are to occur on a future specific date. The prevailing wage rate shall be included in public works contracts subsequently negotiated or solicited by the City. Except for known increases contained within the schedule, the prevailing wage rate shall not change during the contract. The approved wage rate and DWD prevailing wage requirements are attached hereto as Sec. I of the contract.

5. **Affirmative Action.** In the performance of the services under this Agreement the Contractor agrees not to discriminate against any employee or applicant because of race, religion, marital status, age, color, sex, disability, national origin or ancestry, income level or source of income, arrest record or conviction record, less than honorable discharge, physical appearance, sexual orientation, gender identity, political beliefs, or student status. The Contractor further agrees not to discriminate against any subcontractor or person who offers to subcontract on this contract because of race, religion, color, age, disability, sex, sexual orientation, gender identity or national origin.

The Contractor agrees that within thirty (30) days after the effective date of this agreement, the Contractor will provide to the City Affirmative Action Division certain workforce utilization statistics, using a form to be furnished by the City.

If the contract is still in effect, or if the City enters into a new agreement with the Contractor, within one year after the date on which the form was required to be provided, the Contractor will provide updated workforce information using a second form, also to be furnished by the City. The second form will be submitted to the City Affirmative Action Division no later than one year after the date on which the first form was required to be provided.

The Contractor further agrees that, for at least twelve (12) months after the effective date of this contract, it will notify the City Affirmative Action Division of each of its job openings at facilities in Dane County for which applicants not already employees of the Contractor are to be considered. The notice will include a job description, classification, qualifications and application procedures and deadlines. The Contractor agrees to interview and consider candidates referred by the Affirmative Action Division if the candidate meets the minimum qualification standards established by the Contractor, and if the referral is timely. A referral is timely if it is received by the Contractor on or before the date started in the notice.

Articles of Agreement Article I

The Contractor shall take affirmative action in accordance with the provisions of this contract to insure that applicants are employed, and that employees are treated during employment without regard to race, religion, color, age, marital status, disability, sex, sexual orientation, gender identity or national origin and that the employer shall provide harassment free work environment for the realization of the potential of each employee. Such action shall include, but not be limited to, the following: employment, upgrading, demotion or transfer, recruitment or recruitment advertising, layoff or termination, rates of pay or other forms of compensation and selection for training including apprenticeship insofar as it is within the control of the Contractor. The Contractor agrees to post in conspicuous places available to employees and applicants notices to be provided by the City setting out the provisions of the nondiscrimination clauses in this contract.

Article II

The Contractor shall in all solicitations or advertisements for employees placed by or on behalf of the Contractors state that all qualified or qualifiable applicants will be employed without regard to race, religion, color, age, marital status, disability, sex, sexual orientation, gender identity or national origin.

Article III

The Contractor shall send to each labor union or representative of workers with which it has a collective bargaining agreement or other contract or understanding a notice to be provided by the City advising the labor union or worker's representative of the Contractor's equal employment opportunity and affirmative action commitments. Such notices shall be posted in conspicuous places available to employees and applicants for employment.

Article V

The Contractor agrees that it will comply with all provisions of the Affirmative Action Ordinance of the City of Madison, including the contract compliance requirements. The Contractor agrees to submit the model affirmative action plan for public works contractors in a form approved by the Affirmative Action Division Manager.

Article VI

The Contractor will maintain records as required by Section 39.02(9)(f) of the Madison General Ordinances and will provide the City Affirmative Action Division with access to such records and to persons who have relevant and necessary information, as provided in Section 39.02(9)(f). The City agrees to keep all such records confidential, except to the extent that public inspection is required by law.

Article VII

In the event of the Contractor's or subcontractor's failure to comply with the Equal Employment Opportunity and Affirmative Action Provisions of this contract or Section 39.03 and 39.02 of the Madison General Ordinances, it is agreed that the City at its option may do any or all of the following:

1. Cancel, terminate or suspend this Contract in whole or in part.
2. Declare the Contractor ineligible for further City contracts until the Affirmative Action requirements are met.
3. Recover on behalf of the City from the prime Contractor 0.5 percent of the contract award price for each week that such party fails or refuses to comply, in the nature of liquidated damages, but not to exceed a total of five percent (5%) of the contract price, or five thousand dollars (\$5,000), whichever is less. Under public works contracts, if a subcontractor is in noncompliance, the City may recover liquidated damages from the prime Contractor in the manner described above. The preceding sentence shall not be construed to prohibit a prime Contractor from recovering the amount of such damage from the non-complying subcontractor.

Article VIII

The Contractor shall include the above provisions of this contract in every subcontract so that such provisions will be binding upon each subcontractor. The Contractor shall take such action with respect to any subcontractor as necessary to enforce such provisions, including sanctions provided for noncompliance.

Article IX

The Contractor shall allow the maximum feasible opportunity to small business enterprises to compete for any subcontracts entered into pursuant to this contract. (In federally funded contracts the terms "DBE, MBE and WBE" shall be substituted for the term "small business" in this Article.)

6. Substance Abuse Prevention Program Required. Prior to commencing work on the Contract, the Contractor, and any Subcontractor, shall have in place a written program for the prevention of substance abuse among its employees as required under Wis. Stat. Sec. 103.503.
7. **Contractor Hiring Practices.**

Ban the Box - Arrest and Criminal Background Checks. (Sec. 39.08, MGO)

This provision applies to all prime contractors on contracts entered into on or after January 1, 2016, and all subcontractors who are required to meet prequalification requirements under MGO 33.07(7)(I), MGO as of the first time they seek or renew pre-qualification status on or after January 1, 2016. The City will monitor compliance of subcontractors through the pre-qualification process.

- a. **Definitions.** For purposes of this section, "Arrest and Conviction Record" includes, but is not limited to, information indicating that a person has been questioned, apprehended, taken into custody or detention, held for investigation, arrested, charged with, indicted or tried for any felony, misdemeanor or other offense pursuant to any law enforcement or military authority.

"Conviction record" includes, but is not limited to, information indicating that a person has been convicted of a felony, misdemeanor or other offense, placed on probation, fined, imprisoned or paroled pursuant to any law enforcement or military authority.

"Background Check" means the process of checking an applicant's arrest and conviction record, through any means.

b. Requirements. For the duration of this Contract, the Contractor shall:

1. Remove from all job application forms any questions, check boxes, or other inquiries regarding an applicant's arrest and conviction record, as defined herein.
2. Refrain from asking an applicant in any manner about their arrest or conviction record until after conditional offer of employment is made to the applicant in question.
3. Refrain from conducting a formal or informal background check or making any other inquiry using any privately or publicly available means of obtaining the arrest or conviction record of an applicant until after a conditional offer of employment is made to the applicant in question.
4. Make information about this ordinance available to applicants and existing employees, and post notices in prominent locations at the workplace with information about the ordinance and complaint procedure using language provided by the City.
5. Comply with all other provisions of Sec. 39.08, MGO.

c. Exemptions: This section shall not apply when:

1. Hiring for a position where certain convictions or violations are a bar to employment in that position under applicable law, or
2. Hiring a position for which information about criminal or arrest record, or a background check is required by law to be performed at a time or in a manner that would otherwise be prohibited by this ordinance, including a licensed trade or profession where the licensing authority explicitly authorizes or requires the inquiry in question.





To be exempt, Contractor has the burden of demonstrating that there is an applicable law or regulation that requires the hiring practice in question, if so, the contractor is exempt from all of the requirements of this ordinance for the position(s) in question.

**EAST & WEST MAIN STREET, SOUTH CARROLL STREET AND SOUTH
PINCKNEY STREET ASSESSMENT DISTRICT - 2017
CONTRACT NO. 7803**

IN WITNESS WHEREOF, the Contractor has hereunto set his/her hand and seal and the City has caused these presents to be sealed with its corporate seal and to be subscribed by its Mayor and City Clerk the day and year first above written.

Countersigned:


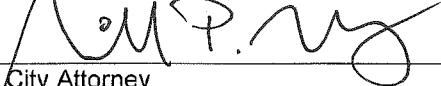




CAPITOL UNDERGROUND, INC.

 _____ Witness	1/18/17 _____ Date	vice President	 _____ Tom Mowbride	1-18-17 _____ Date
 _____ Witness	1/18/17 _____ Date	Secretary	 _____ Joe Mowbride	1-18-17 _____ Date

CITY OF MADISON, WISCONSIN

Provisions have been made to pay the liability that will accrue under this contract.

Approved as to form:

 _____ Finance Director	 _____ City Attorney
Signed this <u>9th</u> day of <u>February</u> , 20 <u>17</u>	 _____ Mayor
 _____ Witness	 _____ City Clerk
 _____ Witness	4/23/17 _____ Date

Bond No. 929576888

SECTION I: PAYMENT AND PERFORMANCE BOND

KNOW ALL MEN BY THESE PRESENTS, that we CAPITOL UNDERGROUND, INC., as principal, and WESTERN SURETY COMPANY

Company of Chicago, IL as surety, are held and firmly bound unto the City of Madison, Wisconsin, in the sum of TWO MILLION THREE HUNDRED EIGHTEEN THOUSAND SIX HUNDRED FORTY-TWO AND 70/100 (\$2,318,642.70) Dollars, lawful money of the United States, for the payment of which sum to the City of Madison, we hereby bind ourselves and our respective executors and administrators firmly by these presents.

The condition of this Bond is such that if the above bounden shall on his/her part fully and faithfully perform all of the terms of the Contract entered into between him/herself and the City of Madison for the construction of:

**EAST & WEST MAIN STREET, SOUTH CARROLL STREET AND SOUTH
PINCKNEY STREET ASSESSMENT DISTRICT - 2017
CONTRACT NO. 7803**

in Madison, Wisconsin, and shall pay all claims for labor performed and material furnished in the prosecution of said work, and save the City harmless from all claims for damages because of negligence in the prosecution of said work, and shall save harmless the said City from all claims for compensation (under Chapter 102, Wisconsin Statutes) of employees and employees of subcontractor, then this Bond is to be void, otherwise of full force, virtue and effect.

Signed and sealed this 18th day of January, 2017

Countersigned:

CAPITOL UNDERGROUND, INC.

Company Name (Principal)

Witness

Tom M...
President

Seal

Secretary

Approved as to form:

WESTERN SURETY COMPANY

Surety

Seal

Salary Employee

Commission

By

John W. Walsh
Attorney-in-Fact **John W. Walsh**

City Attorney

This certifies that I have been duly licensed as an agent for the above company in Wisconsin under National Producer Number 285241 for the year 2017, and appointed as attorney-in-fact with authority to execute this payment and performance bond which power of attorney has not been revoked.

January 18, 2017

Date

Agent Signature John W. Walsh
John W. Walsh

Western Surety Company

POWER OF ATTORNEY APPOINTING INDIVIDUAL ATTORNEY-IN-FACT

Know All Men By These Presents, That WESTERN SURETY COMPANY, a South Dakota corporation, is a duly organized and existing corporation having its principal office in the City of Sioux Falls, and State of South Dakota, and that it does by virtue of the signature and seal herein affixed hereby make, constitute and appoint

Betsy K Wright, John W Walsh, Ross S Squires, Individually

of Madison, WI, its true and lawful Attorney(s)-in-Fact with full power and authority hereby conferred to sign, seal and execute for and on its behalf bonds, undertakings and other obligatory instruments of similar nature

- In Unlimited Amounts -

and to bind it thereby as fully and to the same extent as if such instruments were signed by a duly authorized officer of the corporation and all the acts of said Attorney, pursuant to the authority hereby given, are hereby ratified and confirmed.

This Power of Attorney is made and executed pursuant to and by authority of the By-Law printed on the reverse hereof, duly adopted, as indicated, by the shareholders of the corporation.

In Witness Whereof, WESTERN SURETY COMPANY has caused these presents to be signed by its Vice President and its corporate seal to be hereto affixed on this 30th day of June, 2015.



WESTERN SURETY COMPANY

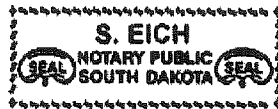
Paul T. Bruflat

Paul T. Bruflat, Vice President

State of South Dakota }
County of Minnehaha } ss

On this 30th day of June, 2015, before me personally came Paul T. Bruflat, to me known, who, being by me duly sworn, did depose and say: that he resides in the City of Sioux Falls, State of South Dakota; that he is the Vice President of WESTERN SURETY COMPANY described in and which executed the above instrument; that he knows the seal of said corporation; that the seal affixed to the said instrument is such corporate seal; that it was so affixed pursuant to authority given by the Board of Directors of said corporation and that he signed his name thereto pursuant to like authority, and acknowledges same to be the act and deed of said corporation.

My commission expires
February 12, 2021



S. Eich

S. Eich, Notary Public

CERTIFICATE

I, L. Nelson, Assistant Secretary of WESTERN SURETY COMPANY do hereby certify that the Power of Attorney hereinabove set forth is still in force, and further certify that the By-Law of the corporation printed on the reverse hereof is still in force. In testimony whereof I have hereunto subscribed my name and affixed the seal of the said corporation this 18th day of January, 2017.



WESTERN SURETY COMPANY

L. Nelson

L. Nelson, Assistant Secretary

Authorizing By-Law

ADOPTED BY THE SHAREHOLDERS OF WESTERN SURETY COMPANY

This Power of Attorney is made and executed pursuant to and by authority of the following By-Law duly adopted by the shareholders of the Company.

Section 7. All bonds, policies, undertakings, Powers of Attorney, or other obligations of the corporation shall be executed in the corporate name of the Company by the President, Secretary, and Assistant Secretary, Treasurer, or any Vice President, or by such other officers as the Board of Directors may authorize. The President, any Vice President, Secretary, any Assistant Secretary, or the Treasurer may appoint Attorneys in Fact or agents who shall have authority to issue bonds, policies, or undertakings in the name of the Company. The corporate seal is not necessary for the validity of any bonds, policies, undertakings, Powers of Attorney or other obligations of the corporation. The signature of any such officer and the corporate seal may be printed by facsimile.

SECTION J: PREVAILING WAGE RATES

ISSUE DATE: 1/8/2016

PROJECT:

ALL PUBLIC WORKS PROJECTS UNDER SEC. 66.0903, STATS-CITY OF MADISON
MADISON CITY, DANE COUNTY, WI
Determination No. 201600001

PROJECT OWNER:

REQUESTER:

ROBERT F PHILLIPS, INTERIM CITY ENGINEER
CITY OF MADISON - ENGINEERING
210 M L KING JR BLVD, RM 115
MADISON, WI 537033342

ROBERT F PHILLIPS, INTERIM CITY ENGINEER
CITY OF MADISON - ENGINEERING
210 M L KING JR BLVD, RM 115
MADISON, WI 537033342

ADDITIONAL CONTACT:

NORMAN DAVIS, CONTRACT COMPLIANCE
CITY OF MADISON-DEPT OF CIVIL RTS-AA DIV
210 MARTIN L KING JR BLVD, RM 523
MADISON, WI 537033342

The department received an application for prevailing wage rate determination for the above-captioned project. The department conducted a survey to determine the prevailing wage rate for the trade(s) or occupation(s) needed to complete the project. The survey's findings appear in the attached project determination.

If you believe that the wage rate for any trade or occupation does not accurately reflect the prevailing wage rate in the city, village or town where the project is located, you may ask the department to conduct an administrative review of such wage rate. You must submit this request in writing within 30 days from the date indicated above. Additionally, your request must include wage rate information from at least three similar projects in the city, village or town where the proposed project is located and on which some work has been performed by the contested trade(s) during the current survey period and was previously considered by the department in issuing the attached determination. See DWD 290.10 of the Wisconsin Administrative Code and either s. 66.0903(3)(br), Stats., or s. 103.49(3)(c), Stats., for a complete explanation of the administrative review process.

Enclosures

It is hereby ordered that the prevailing wage rates set forth in the attached project determination shall only be applicable to the above referenced project. This order is a **FINAL ORDER** of the department unless a timely request for an administrative review is filed with the department.

ISSUED BY:

Equal Rights Division
Labor Standards Bureau
Construction Wage Standards Section
P.O. Box 8928, Madison, WI 53708-8928
(608)266-6861

Web Site: <http://dwd.wisconsin.gov/er/>

PREVAILING WAGE RATE DETERMINATION

Issued by the State of Wisconsin
Department of Workforce Development
Pursuant to s. 66.0903, Wis. Stats.
Issued On: 01/08/2016
Amended On: 01/28/2016

DETERMINATION NUMBER: 201600001

EXPIRATION DATE: Prime Contracts MUST Be Awarded or Negotiated On Or Before 12/31/2016. If NOT, You MUST Reapply.

PROJECT NAME: ALL PUBLIC WORKS PROJECTS UNDER SEC. 66.0903, STATS-CITY OF MADISON

PROJECT LOCATION: MADISON CITY, DANE COUNTY, WI

CONTRACTING AGENCY: CITY OF MADISON - ENGINEERING

CLASSIFICATION:	Contractors are responsible for correctly classifying their workers. Either call the Department of Workforce Development (DWD) with trade or classification questions or consult DWD's Dictionary of Occupational Classifications & Work Descriptions on the DWD website at: dwd.wisconsin.gov/er/prevailing_wage_rate/Dictionary/dictionary_main.htm .
OVERTIME:	<p>Time and one-half must be paid for all hours worked:</p> <ul style="list-style-type: none">- over 10 hours per day on prevailing wage projects- over 40 hours per calendar week- Saturday and Sunday- on all of the following holidays: January 1; the last Monday in May; July 4; the 1st Monday in September; the 4th Thursday in November; December 25;- The day before if January 1, July 4 or December 25 falls on a Saturday;- The day following if January 1, July 4 or December 25 falls on a Sunday. <p>Apply the time and one-half overtime calculation to whichever is higher between the Hourly Basic Rate listed on this project determination or the employee's regular hourly rate of pay. Add any applicable Premium or DOT Premium to the Hourly Basic Rate before calculating overtime.</p> <p>A DOT Premium (discussed below) may supersede this time and one-half requirement.</p>
FUTURE INCREASE:	When a specific trade or occupation requires a future increase, you MUST add the full hourly increase to the "TOTAL" on the effective date(s) indicated for the specific trade or occupation.
PREMIUM PAY:	If indicated for a specific trade or occupation, the full amount of such pay MUST be added to the "HOURLY BASIC RATE OF PAY" indicated for such trade or occupation, whenever such pay is applicable.
DOT PREMIUM:	This premium only applies to highway and bridge projects owned by the Wisconsin Department of Transportation and to the project type heading "Airport Pavement or State Highway Construction." DO NOT apply the premium calculation under any other project type on this determination.
APPRENTICES:	Pay apprentices a percentage of the applicable journey person's hourly basic rate of pay and hourly fringe benefit contributions specified in this determination. Obtain the appropriate percentage from each apprentice's contract or indenture.
SUBJOURNEY:	Subjourney wage rates may be available for some of the trades or occupations indicated below with the exception of laborers, truck drivers and heavy equipment operators. Any employer interested in using a subjourney classification on this project MUST complete Form ERD-10880 and request the applicable wage rate from the Department of Workforce Development PRIOR to using the subjourney worker on this project.

This document **MUST BE POSTED** by the **CONTRACTING AGENCY** in at least one conspicuous and easily accessible place on **the site of the project**. A local governmental unit may post this document at the place normally used to post public notices if there is no common site on the project. This document **MUST** remain posted during the entire time any worker is employed on the project and **MUST** be physically incorporated into the specifications and all contracts and subcontracts. If you have any questions, please write to the Equal Rights Division, Labor Standards Bureau, P.O. Box 8928, Madison, Wisconsin 53708 or call (608) 266-6861.

The following statutory provisions apply to local governmental unit projects of public works and are set forth below pursuant to the requirements of s. 66.0903(8), Stats.

s. 66.0903 (1) (f) & s. 103.49 (1) (c) "PREVAILING HOURS OF LABOR" for any trade or occupation in any area means 10 hours per day and 40 hours per week and may not include any hours worked on a Saturday or Sunday or on any of the following holidays:

1. January 1.
2. The last Monday in May.
3. July 4.
4. The first Monday in September.
5. The 4th Thursday in November.
6. December 25.
7. The day before if January 1, July 4 or December 25 falls on a Saturday.
8. The day following if January 1, July 4 or December 25 falls on a Sunday.

s. 66.0903 (10) RECORDS; INSPECTION; ENFORCEMENT.

(a) Each contractor, subcontractor, or contractor's or subcontractor's agent performing work on a project of public works that is subject to this section shall keep full and accurate records clearly indicating the name and trade or occupation of every person performing the work described in sub. (4) and an accurate record of the number of hours worked by each of those persons and the actual wages paid for the hours worked.

s. 66.0903 (11) LIABILITY AND PENALTIES.

- (a) 1. Any contractor, subcontractor, or contractor's or subcontractor's agent who fails to pay the prevailing wage rate determined by the department under sub. (3) or who pays less than 1.5 times the hourly basic rate of pay for all hours worked in excess of the prevailing hours of labor is liable to any affected employee in the amount of his or her unpaid wages or his or her unpaid overtime compensation and in an additional amount as liquidated damages as provided under subd. 2., 3., whichever is applicable.
2. If the department determines upon inspection under sub. (10) (b) or (c) that a contractor, subcontractor, or contractor's or subcontractor's agent has failed to pay the prevailing wage rate determined by the department under sub. (3) or has paid less than 1.5 times the hourly basic rate of pay for all hours worked in excess of the prevailing hours of labor, the department shall order the contractor to pay to any affected employee the amount of his or her unpaid wages or his or her unpaid overtime compensation and an additional amount equal to 100 percent of the amount of those unpaid wages or that unpaid overtime compensation as liquidated damages within a period specified by the department in the order.
3. In addition to or in lieu of recovering the liability specified in subd. 1. as provided in subd. 2., any employee for and in behalf of that employee and other employees similarly situated may commence an action to recover that liability in any court of competent jurisdiction. If the court finds that a contractor, subcontractor, or contractor's or subcontractor's agent has failed to pay the prevailing wage rate determined by the department under sub. (3) or has paid less than 1.5 times the hourly basic rate of pay for all hours worked in excess of the prevailing hours of labor, the court shall order the contractor, subcontractor, or agent to pay to any affected employee the amount of his or her unpaid wages or his or her unpaid overtime compensation and an additional amount equal to 100 percent of the amount of those unpaid wages or that unpaid overtime compensation as liquidated damages.
5. No employee may be a party plaintiff to an action under subd. 3. unless the employee consents in writing to become a party and the consent is filed in the court in which the action is brought. Notwithstanding s. 814.04 (1), the court shall, in addition to any judgment awarded to the plaintiff, allow reasonable attorney fees and costs to be paid by the defendant.

BUILDING OR HEAVY CONSTRUCTION

Includes sheltered enclosures with walk-in access for the purpose of housing persons, employees, machinery, equipment or supplies and non-sheltered work such as canals, dams, dikes, reservoirs, storage tanks, etc. A sheltered enclosure need not be "habitable" in order to be considered a building. The installation of machinery and/or equipment, both above and below grade level, does not change a project's character as a building. On-site grading, utility work and landscaping are included within this definition. Residential buildings of four (4) stories or less, agricultural buildings, parking lots and driveways are NOT included within this definition.

SKILLED TRADES

Fringe Benefits Must Be Paid On All Hours Worked

<u>CODE</u>	<u>TRADE OR OCCUPATION</u>	<u>HOURLY BASIC RATE OF PAY</u> \$	<u>HOURLY FRINGE BENEFITS</u> \$	<u>TOTAL</u> \$
101	Acoustic Ceiling Tile Installer Future Increase(s): Add \$1.42/hr on 6/1/2016.	33.02	17.12	50.14
102	Boilermaker	33.35	28.29	61.64
103	Bricklayer, Blocklayer or Stonemason Future Increase(s): Add \$1.45 on 06/06/2016 Premium Increase(s): DOT PREMIUM: Pay two times the hourly basic rate on Sunday, New Year's Day, Memorial Day, Independence Day, Labor Day, Thanksgiving Day & Christmas Day.	32.86	20.03	52.89
104	Cabinet Installer Future Increase(s): Add \$1.42/hr on 6/1/2016.	33.02	17.12	50.14
105	Carpenter Future Increase(s): Add \$1.42/hr on 6/1/2016. Premium Increase(s): DOT PREMIUM: Pay two times the hourly basic rate on Sunday, New Year's Day, Memorial Day, Independence Day, Labor Day, Thanksgiving Day & Christmas Day.	33.02	17.12	50.14
106	Carpet Layer or Soft Floor Coverer Future Increase(s): Add \$1.42/hr on 6/1/2016.	33.02	17.12	50.14
107	Cement Finisher	33.15	16.40	49.55
108	Drywall Taper or Finisher	29.97	20.08	50.05
109	Electrician Future Increase(s): Add \$1.25/hr on 6/1/16. Premium Increase(s): DOT PREMIUM: Pay two times the hourly basic rate on Sunday, New Year's Day, Memorial Day, Independence Day, Labor Day, Thanksgiving Day & Christmas Day.	35.75	19.97	55.72
110	Elevator Constructor	46.05	27.09	73.14
111	Fence Erector	18.72	5.78	24.50

Fringe Benefits Must Be Paid On <u>All</u> Hours Worked		HOURLY BASIC RATE OF PAY	HOURLY FRINGE BENEFITS	TOTAL
CODE	TRADE OR OCCUPATION	\$	\$	\$
112	Fire Sprinkler Fitter	36.78	19.97	56.75
113	Glazier	38.27	14.42	52.69
114	Heat or Frost Insulator	33.53	27.31	60.84
115	Insulator (Batt or Blown) Future Increase(s): Add \$1.42/hr on 6/1/2016.	33.02	17.12	50.14
116	Ironworker	32.50	20.58	53.08
117	Lather	32.72	16.00	48.72
118	Line Constructor (Electrical)	40.81	18.06	58.87
119	Marble Finisher	25.72	18.54	44.26
120	Marble Mason	32.82	18.67	51.49
121	Metal Building Erector	22.40	6.27	28.67
122	Millwright Future Increase(s): Add \$1.47/hr on 6/1/2016.	34.79	17.17	51.96
123	Overhead Door Installer	31.93	13.39	45.32
124	Painter	26.70	16.65	43.35
125	Pavement Marking Operator	30.00	18.81	48.81
126	Piledriver Future Increase(s): Add \$1.44/hr on 6/1/2016. Premium Increase(s): DOT PREMIUM: Pay two times the hourly basic rate on Sunday, New Year's Day, Memorial Day, Independence Day, Labor Day, Thanksgiving Day & Christmas Day.	33.56	17.12	50.68
127	Pipeline Fuser or Welder (Gas or Utility)	44.20	18.26	62.46
129	Plasterer	32.82	18.81	51.63
130	Plumber	38.82	18.02	56.84
132	Refrigeration Mechanic	45.55	18.71	64.26
133	Roofer or Waterproofer	29.65	1.71	31.36
134	Sheet Metal Worker	35.55	24.67	60.22
135	Steamfitter	45.55	18.71	64.26
137	Teledata Technician or Installer	22.50	12.74	35.24
138	Temperature Control Installer	34.97	19.67	54.64
139	Terrazzo Finisher	25.72	18.54	44.26

Fringe Benefits Must Be Paid On <u>All</u> Hours Worked		HOURLY BASIC RATE OF PAY	HOURLY FRINGE BENEFITS	TOTAL
CODE	TRADE OR OCCUPATION	\$	\$	\$
140	Terrazzo Mechanic Future Increase(s): Add \$1.60 on 06/06/2016	33.98	18.96	52.94
141	Tile Finisher	30.00	0.00	30.00
142	Tile Setter Future Increase(s): Add \$1.45/hr on 6/06/2016.	31.59	19.61	51.20
143	Tuckpointer, Caulker or Cleaner Future Increase(s): Add \$1.45 on 06/06/2016 Premium Increase(s): DOT PREMIUM: Pay two times the hourly basic rate on Sunday, New Year's Day, Memorial Day, Independence Day, Labor Day, Thanksgiving Day & Christmas Day.	32.86	20.03	52.89
144	Underwater Diver (Except on Great Lakes)	36.74	16.00	52.74
146	Well Driller or Pump Installer Future Increase(s): Add \$1/hr on 6/1/2016; Add \$1/hr on 6/1/2017.	25.32	16.40	41.72
147	Siding Installer	17.00	6.71	23.71
150	Heavy Equipment Operator - ELECTRICAL LINE CONSTRUCTION ONLY	36.73	20.41	57.14
151	Light Equipment Operator -ELECTRICAL LINE CONSTRUCTION ONLY	32.65	15.52	48.17
152	Heavy Truck Driver - ELECTRICAL LINE CONSTRUCTION ONLY	28.57	13.71	42.28
153	Light Truck Driver - ELECTRICAL LINE CONSTRUCTION ONLY	26.53	13.55	40.08
154	Groundman - ELECTRICAL LINE CONSTRUCTION ONLY	25.00	12.55	37.55

TRUCK DRIVERS

Fringe Benefits Must Be Paid On <u>All</u> Hours Worked		HOURLY BASIC RATE OF PAY	HOURLY FRINGE BENEFITS	TOTAL
CODE	TRADE OR OCCUPATION	\$	\$	\$
201	Single Axle or Two Axle	33.69	19.78	53.47
203	Three or More Axle	18.25	21.61	39.86
204	Articulated, Euclid, Dumptor, Off Road Material Hauler Future Increase(s): Add \$1.60/hr on 6/3/2016.	34.69	20.38	55.07
205	Pavement Marking Vehicle	18.25	21.61	39.86
207	Truck Mechanic	18.25	21.61	39.86

LABORERS

Fringe Benefits Must Be Paid On <u>All</u> Hours Worked		HOURLY BASIC RATE OF PAY	HOURLY FRINGE BENEFITS	TOTAL
CODE	TRADE OR OCCUPATION	\$	\$	\$
301	General Laborer Future Increase(s): Add \$1.25/hr eff. 06/06/2016 Premium Increase(s): Add \$1.00/hr for certified welder and pipelayer; Add \$.25/hr for mason tender.	25.81	15.63	41.44
302	Asbestos Abatement Worker	17.00	4.22	21.22
303	Landscaper	21.90	9.83	31.73
310	Gas or Utility Pipeline Laborer (Other Than Sewer and Water)	20.83	18.39	39.22
311	Fiber Optic Laborer (Outside, Other Than Concrete Encased)	19.35	0.00	19.35
314	Railroad Track Laborer	17.00	3.96	20.96
315	Final Construction Clean-Up Worker	29.01	7.20	36.21

**HEAVY EQUIPMENT OPERATORS
SITE PREPARATION, UTILITY OR LANDSCAPING WORK ONLY**

Fringe Benefits Must Be Paid On <u>All</u> Hours Worked		HOURLY BASIC RATE OF PAY	HOURLY FRINGE BENEFITS	TOTAL
CODE	TRADE OR OCCUPATION	\$	\$	\$
501	Air Track, Rotary or Percussion Drilling Machine &/or Hammers, Blaster; Asphalt Milling Machine; Boring Machine (Directional, Horizontal or Vertical); Backhoe (Track Type) Having a Mfgr's Rated Capacity of 130,000 Lbs. or Over; Backhoe (Track Type) Having a Mfgr's Rated Capacity of Under 130,000 Lbs., Backhoe (Mini, 15,000 Lbs. & Under); Bulldozer or Endloader (Over 40 hp); Compactor (Self-Propelled 85 Ft Total Drum Width & Over, or Tractor Mounted, Towed & Light Equipment); Concrete Batch Plant, Batch Hopper; Concrete Breaker (Large, Auto, Vibratory/Sonic, Manual or Remote); Crane, Shovel, Dragline, Clamshells; Forklift (Machinery Moving or Steel Erection, 25 Ft & Over); Gradall (Cruz-Aire Type); Grader or Motor Patrol; Master Mechanic; Mechanic or Welder; Robotic Tool Carrier (With or Without Attachments); Scraper (Self Propelled or Tractor Drawn) 5 cu yds or More Capacity; Tractor or Truck Mounted Hydraulic Backhoe; Tractor or Truck Mounted Hydraulic Crane (10 Tons or Under); Tractor (Scraper, Dozer, Pusher, Loader); Trencher (Wheel Type or Chain Type Having Over 8 Inch Bucket). Future Increase(s): Add \$1.60/hr on 6/3/2016.	35.22	20.38	55.60
502	Backfiller; Broom or Sweeper; Bulldozer or Endloader (Under 40 hp); Environmental Burner; Forestry Equipment, Timbco, Tree Shear, Tub Grinder, Processor; Jeep Digger; Screed (Milling Machine); Skid Rig; Straddle Carrier or Travel Lift; Stump Chipper; Trencher (Wheel Type or Chain Type Having 8 Inch Bucket & Under). Future Increase(s): Add \$1.60/hr on 6/3/2016.	34.69	20.38	55.07

Fringe Benefits Must Be Paid On <u>All</u> Hours Worked		HOURLY BASIC RATE OF PAY	HOURLY FRINGE BENEFITS	TOTAL
CODE	TRADE OR OCCUPATION	\$	\$	\$
503	Air Compressor (&/or 400 CFM or Over); Augers (Vertical & Horizontal); Compactor (Self-Propelled 84 Ft Total Drum Width & Under, or Tractor Mounted, Towed & Light Equipment); Crusher, Screening or Wash Plant; Farm or Industrial Type Tractor; Forklift; Generator (&/or 150 KW or Over); Greaser; High Pressure Utility Locating Machine (Daylighting Machine); Mulcher; Oiler; Post Hole Digger or Driver; Pump (3 Inch or Over) or Well Points; Refrigeration Plant or Freeze Machine; Rock, Stone Breaker; Skid Steer Loader (With or Without Attachments); Vibratory Hammer or Extractor, Power Pack. Future Increase(s): Add \$1.60/hr on 6/3/2016.	32.62	20.38	53.00
504	Work Performed on the Great Lakes Including Diver; Wet Tender or Hydraulic Dredge Engineer.	41.65	21.71	63.36
505	Work Performed on the Great Lakes Including Crane or Backhoe Operator; Assistant Hydraulic Dredge Engineer; Hydraulic Dredge Leverman or Diver's Tender; Mechanic or Welder; 70 Ton & Over Tug Operator. Future Increase(s): Add \$1.25/hr on 1/1/2017. Premium Increase(s): Add \$.50/hr for Friction Crane, Lattice Boom or Crane Certification (CCO).	44.05	23.24	67.29
506	Work Performed on the Great Lakes Including Deck Equipment Operator or Machineryman (Maintains Cranes Over 50 Tons or Backhoes 115,000 Lbs. or More); Tug, Launch or Loader, Dozer or Like Equipment When Operated on a Barge, Breakwater Wall, Slip, Dock or Scow, Deck Machinery. Future Increase(s): Add \$1.25/hr on 1/1/2017.	39.20	23.09	62.29
507	Work Performed on the Great Lakes Including Deck Equipment Operator, Machineryman or Fireman (Operates 4 Units or More or Maintains Cranes 50 Tons or Under or Backhoes 115,000 Lbs. or Under); Deck Hand, Deck Engineer or Assistant Tug Operator; Off Road Trucks - Great Lakes ONLY.	36.72	21.15	57.87

**HEAVY EQUIPMENT OPERATORS
EXCLUDING SITE PREPARATION, UTILITY, PAVING LANDSCAPING WORK**

Fringe Benefits Must Be Paid On <u>All</u> Hours Worked		HOURLY BASIC RATE OF PAY	HOURLY FRINGE BENEFITS	TOTAL
CODE	TRADE OR OCCUPATION	\$	\$	\$
508	Boring Machine (Directional); Crane, Tower Crane, Pedestal Tower or Derrick, With or Without Attachments, With a Lifting Capacity of Over 100 Tons, Self-Erecting Tower Crane With a Lifting Capacity of Over 4,000 Lbs., Crane With Boom Dollies; Crane, Tower Crane, Pedestal Tower or Derrick, With Boom, Leads &/or Jib Lengths Measuring 176 Ft or Over; Master Mechanic. Future Increase(s): Add \$1.60/hr on 6/3/2016. Premium Increase(s):	37.67	20.38	58.05

Fringe Benefits Must Be Paid On All Hours Worked		HOURLY BASIC RATE OF PAY	HOURLY FRINGE BENEFITS	TOTAL
CODE	TRADE OR OCCUPATION	\$	\$	\$
	Add \$.50/hr for >200 Ton; Add \$1/hr at 300 Ton; Add \$1.50/hr at 400 Ton; Add \$2/hr at 500 Ton & Over.			
509	Backhoe (Track Type) Having a Mfgr's Rated Capacity of 130,000 Lbs. or Over; Boring Machine (Horizontal or Vertical); Caisson Rig; Crane, Tower Crane, Portable Tower, Pedestal Tower or Derrick, With or Without Attachments, With a Lifting Capacity of 100 Tons or Under, Self-Erecting Tower Crane With A Lifting Capacity Of 4,000 Lbs. & Under; Crane, Tower Crane, Portable Tower, Pedestal Tower or Derrick, With Boom, Leads &/or Jib Lengths Measuring 175 Ft or Under; Pile Driver; Versi Lifts, Tri-Lifts & Gantrys (20,000 Lbs. & Over). Future Increase(s): Add \$1.60/hr on 6/3/2016. Premium Increase(s): Add \$.25/hr for all >45 Ton lifting capacity cranes.	36.42	20.38	56.80
510	Backhoe (Track Type) Having a Mfgr.'s Rated Capacity of Under 130,000 Lbs., Backhoe (Mini, 15,000 Lbs. & Under); Concrete Bump Cutter, Grinder, Planing or Grooving Machine; Concrete Laser/Screed; Concrete Paver (Slipform); Concrete Pump (Over 46 Meter), Concrete Conveyor (Rotec or Bidwell Type); Concrete Slipform Placer Curb & Gutter Machine; Concrete Spreader & Distributor; Dredge (NOT Performing Work on the Great Lakes); Forklift (Machinery Moving or Steel Erection, 25 Ft & Over); Gradall (Cruz-Aire Type); Hydro-Blaster (10,000 PSI or Over); Milling Machine; Skid Rig; Traveling Crane (Bridge Type). Future Increase(s): Add \$1.60/hr on 6/3/2016.	35.22	20.38	55.60
511	Air, Track, Rotary or Percussion Drilling Machine &/or Hammers, Blaster; Bulldozer or Endloader (Over 40 hp); Compactor (Self-Propelled 85 Ft Total Drum Width & Over, or Tractor Mounted, Towed & Light Equipment); Concrete Pump (46 Meter & Under), Concrete Conveyor (Rotec or Bidwell Type); Crane (Carry Deck, Mini) or Truck Mounted Hydraulic Crane (10 Tons or Under); Environmental Burner; Gantrys (Under 20,000 Lbs.); Grader or Motor Patrol; High Pressure Utility Locating Machine (Daylighting Machine); Manhoist; Material or Stack Hoist; Mechanic or Welder; Railroad Track Rail Leveling Machine, Tie Placer, Extractor, Tamper, Stone Leveler or Rehabilitation Equipment; Roller (Over 5 Ton); Scraper (Self Propelled or Tractor Drawn) 5 cu yd or More Capacity; Screed (Milling Machine); Sideboom; Straddle Carrier or Travel Lift; Tining or Curing Machine; Tractor (Scraper, Dozer, Pusher, Loader); Tractor or Truck Mounted Hydraulic Backhoe; Tractor or Truck Mounted Hydraulic Crane (10 Tons or Under); Trencher (Wheel Type or Chain Type Having Over 8-Inch Bucket). Future Increase(s): Add \$1.60/hr on 6/3/2016.	34.69	20.38	55.07

Fringe Benefits Must Be Paid On <u>All</u> Hours Worked		HOURLY BASIC RATE OF PAY	HOURLY FRINGE BENEFITS	TOTAL
CODE	TRADE OR OCCUPATION	\$	\$	\$
512	Backfiller; Broom or Sweeper; Bulldozer or Endloader (Under 40 hp); Compactor (Self-Propelled 84 Ft Total Drum Width & Under, or Tractor Mounted, Towed & Light Equipment); Concrete Batch Plant, Batch Hopper; Concrete Breaker (Large, Auto, Vibratory/Sonic, Manual or Remote); Concrete Conveyor System; Concrete Finishing Machine (Road Type); Fireman (Pile Driver & Derrick NOT Performing Work on the Great Lakes); Grout Pump; Hoist (Tugger, Automatic); Industrial Locomotives; Jeep Digger; Lift Slab Machine; Mulcher; Roller (Rubber Tire, 5 Ton or Under); Screw or Gypsum Pumps; Stabilizing or Concrete Mixer (Self-Propelled or 14S or Over); Stump Chipper; Trencher (Wheel Type or Chain Type Having 8-Inch Bucket & Under); Winches & A-Frames. Future Increase(s): Add \$1.60/hr on 6/3/2016.	32.62	20.38	53.00
513	Air Compressor (&/or 400 CFM or Over); Air, Electric or Hydraulic Jacking System; Augers (Vertical & Horizontal); Boatmen (NOT Performing Work on the Great Lakes); Boiler (Temporary Heat); Crusher, Screening or Wash Plant; Elevator; Farm or Industrial Type Tractor; Fireman (Asphalt Plant NOT Performing Work on the Great Lakes); Forklift; Generator (&/or 150 KW or Over); Greaser; Heaters (Mechanical); Loading Machine (Conveyor); Oiler; Post Hole Digger or Driver; Prestress Machine; Pump (3 Inch or Over) or Well Points; Refrigeration Plant or Freeze Machine; Robotic Tool Carrier (With or Without Attachments); Rock, Stone Breaker; Skid Steer Loader (With or Without Attachments); Vibratory Hammer or Extractor, Power Pack. Future Increase(s): Add \$1.60/hr on 6/3/2016.	31.99	20.38	52.37
514	Gas or Utility Pipeline, Except Sewer & Water (Primary Equipment). Future Increase(s): Add \$1/hr on 5/30/2016.	37.04	22.44	59.48
515	Gas or Utility Pipeline, Except Sewer & Water (Secondary Equipment).	33.82	20.30	54.12
516	Fiber Optic Cable Equipment	29.50	0.68	30.18

SEWER, WATER OR TUNNEL CONSTRUCTION

Includes those projects that primarily involve public sewer or water distribution, transmission or collection systems and related tunnel work (excluding buildings).

SKILLED TRADES

Fringe Benefits Must Be Paid On <u>All</u> Hours Worked		HOURLY BASIC RATE OF PAY	HOURLY FRINGE BENEFITS	TOTAL
CODE	TRADE OR OCCUPATION	\$	\$	\$
103	Bricklayer, Blocklayer or Stonemason	32.82	18.67	51.49
105	Carpenter	32.72	16.00	48.72
107	Cement Finisher Future Increase(s): Add \$1.75 on 6/1/16. Premium Increase(s): DOT PREMIUMS: 1) Pay two times the hourly basic rate on Sunday, New Year's Day, Memorial Day, Independence Day, Labor Day, Thanksgiving Day & Christmas Day. 2) Add \$1.40/hr when the Wisconsin Department of Transportation or responsible governing agency requires that work be performed at night under artificial illumination with traffic control and the work is completed after sunset and before sunrise.	35.97	17.85	53.82
109	Electrician	52.00	1.50	53.50
111	Fence Erector	18.72	5.78	24.50
116	Ironworker	32.50	20.58	53.08
118	Line Constructor (Electrical)	40.81	18.06	58.87
125	Pavement Marking Operator	30.00	18.81	48.81
126	Piledriver	33.24	16.00	49.24
130	Plumber Future Increase(s): Add \$1.50 on 6/1/16	39.95	19.45	59.40
135	Steamfitter	44.20	18.26	62.46
137	Teledata Technician or Installer	22.50	12.74	35.24
143	Tuckpointer, Caulker or Cleaner	32.82	18.67	51.49
144	Underwater Diver (Except on Great Lakes)	31.00	20.43	51.43
146	Well Driller or Pump Installer Future Increase(s): Add \$1/hr on 6/1/2016; Add \$1/hr on 6/1/2017.	25.32	16.40	41.72
150	Heavy Equipment Operator - ELECTRICAL LINE CONSTRUCTION ONLY	36.73	15.92	52.65
151	Light Equipment Operator -ELECTRICAL LINE CONSTRUCTION ONLY	32.65	15.52	48.17

Fringe Benefits Must Be Paid On <u>All</u> Hours Worked		HOURLY BASIC RATE OF PAY	HOURLY FRINGE BENEFITS	TOTAL
CODE	TRADE OR OCCUPATION	\$	\$	\$
152	Heavy Truck Driver - ELECTRICAL LINE CONSTRUCTION ONLY	28.57	13.71	42.28
153	Light Truck Driver - ELECTRICAL LINE CONSTRUCTION ONLY	26.53	13.55	40.08
154	Groundman - ELECTRICAL LINE CONSTRUCTION ONLY	21.75	12.97	34.72

TRUCK DRIVERS

Fringe Benefits Must Be Paid On <u>All</u> Hours Worked		HOURLY BASIC RATE OF PAY	HOURLY FRINGE BENEFITS	TOTAL
CODE	TRADE OR OCCUPATION	\$	\$	\$
201	Single Axle or Two Axle	19.00	0.00	19.00
203	Three or More Axle	19.00	0.00	19.00
204	Articulated, Euclid, Dumptor, Off Road Material Hauler	33.69	19.78	53.47
205	Pavement Marking Vehicle	19.00	0.00	19.00
207	Truck Mechanic	19.00	0.00	19.00

LABORERS

Fringe Benefits Must Be Paid On <u>All</u> Hours Worked		HOURLY BASIC RATE OF PAY	HOURLY FRINGE BENEFITS	TOTAL
CODE	TRADE OR OCCUPATION	\$	\$	\$
301	General Laborer Future Increase(s): Add \$1.25/hr eff. 06/06/2016 Premium Increase(s): Add \$.20 for blaster, bracer, manhole builder, caulker, bottomman and power tool; Add \$.55 for pipelayer; Add \$1.00 for tunnel work 0-15 lbs. compressed air; Add \$2.00 for over 15-30 lbs. compressed air; Add \$3.00 for over 30 lbs. compressed air.	27.18	15.64	42.82
303	Landscaper	41.00	0.00	41.00
304	Flagperson or Traffic Control Person	20.92	14.80	35.72
311	Fiber Optic Laborer (Outside, Other Than Concrete Encased)	19.35	0.00	19.35
314	Railroad Track Laborer	17.00	3.96	20.96

**HEAVY EQUIPMENT OPERATORS
SEWER, WATER OR TUNNEL WORK**

Fringe Benefits Must Be Paid On <u>All</u> Hours Worked				
CODE	TRADE OR OCCUPATION	HOURLY BASIC RATE OF PAY	HOURLY FRINGE BENEFITS	TOTAL
		\$	\$	\$
521	Backhoe (Track Type) Having a Mfgr.'s Rated Capacity of 130,000 Lbs. or Over; Caisson Rig; Crane, Tower Crane, Pedestal Tower or Derrick, With Boom, Leads &/or Jib Lengths Measuring 176 Ft or Over; Crane, Tower Crane, Pedestal Tower or Derrick, With or Without Attachments, With a Lifting Capacity of Over 100 Tons, Self-Erecting Tower Crane With a Lifting Capacity Of Over 4,000 Lbs., Crane With Boom Dollies; Master Mechanic; Pile Driver. Premium Increase(s): Add \$.25/hr for operating tower crane.	38.09	20.80	58.89
522	Backhoe (Track Type) Having a Mfgr.'s Rated Capacity of Under 130,000 Lbs., Backhoe (Mini, 15,000 Lbs. & Under); Boring Machine (Directional); Concrete Bump Cutter, Grinder, Planing or Grooving Machine; Concrete Laser/Screed; Concrete Paver (Slipform); Concrete Pump (Over 46 Meter), Concrete Conveyor (Rotec or Bidwell Type); Concrete Spreader & Distributor; Crane, Tower Crane, Portable Tower, Pedestal Tower or Derrick, With Boom, Leads &/or Jib Lengths Measuring 175 Ft or Under; Crane, Tower Crane, Portable Tower, Pedestal Tower or Derrick, With or Without Attachments, With a Lifting Capacity of 100 Tons or Under, Self-Erecting Tower Crane With a Lifting Capacity of 4,000 Lbs. & Under; Dredge (NOT Performing Work on the Great Lakes); Milling Machine; Skid Rig; Telehandler; Traveling Crane (Bridge Type). Future Increase(s): Add \$1.60/hr on 6/3/2016.	35.22	20.38	55.60
523	Air Track, Rotary or Percussion Drilling Machine &/or Hammers, Blaster; Boring Machine (Horizontal or Vertical); Bulldozer or Endloader (Over 40 hp); Crane (Carry Deck, Mini) or Truck Mounted Hydraulic Crane (10 Tons or Under); Concrete Pump (46 Meter & Under), Concrete Conveyor (Rotec or Bidwell Type); Concrete Slipform Placer Curb & Gutter Machine; Gradall (Cruz-Aire Type); Grader or Motor Patrol; Hydro-Blaster (10,000 PSI or Over); Manhoist; Material or Stack Hoist; Mechanic or Welder; Roller (Over 5 Ton); Scraper (Self Propelled or Tractor Drawn) 5 cu yd or More Capacity; Screed (Milling Machine); Sideboom; Straddle Carrier or Travel Lift; Tractor (Scraper, Dozer, Pusher, Loader); Tractor or Truck Mounted Hydraulic Backhoe; Tractor or Truck Mounted Hydraulic Crane (10 Tons or Under); Trencher (Wheel Type or Chain Type Having Over 8-Inch Bucket). Future Increase(s): Add \$1.60/hr on 6/3/2016.	34.69	20.38	55.07

Fringe Benefits Must Be Paid On All Hours Worked		HOURLY BASIC RATE OF PAY	HOURLY FRINGE BENEFITS	TOTAL
CODE	TRADE OR OCCUPATION	\$	\$	\$
524	Backfiller; Broom or Sweeper; Bulldozer or Endloader (Under 40 hp); Compactor (Self-Propelled 85 Ft Total Drum Width & Over, or Tractor Mounted, Towed & Light Equipment); Concrete Batch Plant, Batch Hopper; Concrete Breaker (Large, Auto, Vibratory/Sonic, Manual or Remote); Concrete Conveyor System; Concrete Finishing Machine (Road Type); Environmental Burner; Fireman (Pile Driver & Derrick NOT Performing Work on the Great Lakes); Forestry Equipment, Timbco, Tree Shear, Tub Grinder, Processor; Hoist (Tugger, Automatic); Grout Pump; Jeep Digger; Lift Slab Machine; Mulcher; Power Subgrader; Pump (3 Inch or Over) or Well Points; Robotic Tool Carrier (With or Without Attachments); Roller (Rubber Tire, 5 Ton or Under); Screw or Gypsum Pumps; Stabilizing or Concrete Mixer (Self-Propelled or 14S or Over); Stump Chipper; Tining or Curing Machine; Trencher (Wheel Type or Chain Type Having 8-Inch Bucket & Under); Winches & A-Frames.	33.69	21.75	55.44
525	Air Compressor (&/or 400 CFM or Over); Air, Electric or Hydraulic Jacking System; Augers (Vertical & Horizontal); Compactor (Self-Propelled 84 Ft Total Drum Width & Under, or Tractor Mounted, Towed & Light Equipment); Crusher, Screening or Wash Plant; Farm or Industrial Type Tractor; Fireman (Asphalt Plant NOT Performing Work on the Great Lakes); Generator (&/or 150 KW or Over); Heaters (Mechanical); High Pressure Utility Locating Machine (Daylighting Machine); Loading Machine (Conveyor); Post Hole Digger or Driver; Refrigeration Plant or Freeze Machine; Rock, Stone Breaker; Skid Steer Loader (With or Without Attachments); Vibratory Hammer or Extractor, Power Pack. Future Increase(s): Add \$1.60/hr on 6/3/2016.	31.99	20.38	52.37
526	Boiler (Temporary Heat); Forklift; Greaser; Oiler.	30.99	19.78	50.77
527	Work Performed on the Great Lakes Including Diver; Wet Tender or Hydraulic Dredge Engineer.	41.65	21.71	63.36
528	Work Performed on the Great Lakes Including 70 Ton & Over Tug Operator; Assistant Hydraulic Dredge Engineer; Crane or Backhoe Operator; Hydraulic Dredge Leverman or Diver's Tender; Mechanic or Welder.	41.65	21.71	63.36
529	Work Performed on the Great Lakes Including Deck Equipment Operator or Machineryman (Maintains Cranes Over 50 Tons or Backhoes 115,000 Lbs. or More); Tug, Launch or Loader, Dozer or Like Equipment When Operated on a Barge, Breakwater Wall, Slip, Dock or Scow, Deck Machinery.	36.72	21.15	57.87
530	Work Performed on the Great Lakes Including Deck Equipment Operator; Machineryman or Fireman (Operates 4 Units or More or Maintains Cranes 50 Tons or Under or Backhoes 115,000 Lbs. or Under), Deck Hand, Deck Engineer or Assistant Tug Operator; Off Road Trucks - Great Lakes ONLY.	36.72	21.15	57.87

AIRPORT PAVEMENT OR STATE HIGHWAY CONSTRUCTION

Includes all airport projects (excluding buildings) and all projects awarded by the Wisconsin Department of Transportation (excluding buildings).

SKILLED TRADES

<u>CODE</u>	<u>TRADE OR OCCUPATION</u>	<u>HOURLY BASIC RATE OF PAY</u>	<u>HOURLY FRINGE BENEFITS</u>	<u>TOTAL</u>
		\$	\$	\$
103	Bricklayer, Blocklayer or Stonemason	31.55	18.52	50.07
105	Carpenter Future Increase(s): Add \$1.42/hr on 6/1/2016. Premium Increase(s): DOT PREMIUM: Pay two times the hourly basic rate on Sunday, New Year's Day, Memorial Day, Independence Day, Labor Day, Thanksgiving Day & Christmas Day.	33.02	17.12	50.14
107	Cement Finisher Future Increase(s): Add \$1.75 on 6/1/16. Premium Increase(s): DOT PREMIUMS: 1) Pay two times the hourly basic rate on Sunday, New Year's Day, Memorial Day, Independence Day, Labor Day, Thanksgiving Day & Christmas Day. 2) Add \$1.40/hr when the Wisconsin Department of Transportation or responsible governing agency requires that work be performed at night under artificial illumination with traffic control and the work is completed after sunset and before sunrise.	35.97	17.85	53.82
109	Electrician Future Increase(s): Add \$1.25/hr on 6/1/16. Premium Increase(s): DOT PREMIUM: Pay two times the hourly basic rate on Sunday, New Year's Day, Memorial Day, Independence Day, Labor Day, Thanksgiving Day & Christmas Day.	35.75	19.97	55.72
111	Fence Erector	35.62	0.00	35.62
116	Ironworker	32.50	20.58	53.08
118	Line Constructor (Electrical)	40.81	18.06	58.87
124	Painter	29.87	18.79	48.66
125	Pavement Marking Operator	31.24	17.30	48.54
126	Piledriver	30.11	21.09	51.20
133	Roofer or Waterproofer	30.40	2.23	32.63
137	Teledata Technician or Installer	22.50	12.74	35.24
143	Tuckpointer, Caulker or Cleaner	32.82	18.67	51.49

Fringe Benefits Must Be Paid On <u>All</u> Hours Worked		HOURLY BASIC RATE OF PAY	HOURLY FRINGE BENEFITS	TOTAL
CODE	TRADE OR OCCUPATION	\$	\$	\$
144	Underwater Diver (Except on Great Lakes)	36.74	16.00	52.74
150	Heavy Equipment Operator - ELECTRICAL LINE CONSTRUCTION ONLY	36.73	15.92	52.65
151	Light Equipment Operator -ELECTRICAL LINE CONSTRUCTION ONLY	32.65	17.37	50.02
152	Heavy Truck Driver - ELECTRICAL LINE CONSTRUCTION ONLY	28.57	13.71	42.28
153	Light Truck Driver - ELECTRICAL LINE CONSTRUCTION ONLY	26.53	13.09	39.62
154	Groundman - ELECTRICAL LINE CONSTRUCTION ONLY	21.75	12.97	34.72

TRUCK DRIVERS

Fringe Benefits Must Be Paid On <u>All</u> Hours Worked		HOURLY BASIC RATE OF PAY	HOURLY FRINGE BENEFITS	TOTAL
CODE	TRADE OR OCCUPATION	\$	\$	\$
201	Single Axle or Two Axle	36.72	21.15	57.87
203	Three or More Axle Premium Increase(s): DOT PREMIUM: Pay two times the hourly basic rate on Sunday, New Year's Day, Memorial Day, Independence Day, Labor Day, Thanksgiving Day & Christmas Day.	25.78	18.96	44.74
204	Articulated, Euclid, Dumptor, Off Road Material Hauler Future Increase(s): Add \$1.30/hr on 6/1/2016; Add \$1.25/hr on 6/1/2017. Premium Increase(s): DOT PREMIUMS: 1) Pay two times the hourly basic rate on Sunday, New Year's Day, Memorial Day, Independence Day, Labor Day, Thanksgiving Day & Christmas Day. 2) Add \$1.50/hr night work premium. See DOT'S website for details about the applicability of this night work premium at: http://wisconsindot.gov/Pages/doing-bus/civil-rights/labornwage/prevailing-wage-compliance.aspx .	30.82	21.85	52.67
205	Pavement Marking Vehicle	23.82	17.72	41.54
206	Shadow or Pilot Vehicle	25.28	18.31	43.59
207	Truck Mechanic	25.28	18.31	43.59

LABORERS

Fringe Benefits Must Be Paid On <u>All</u> Hours Worked		HOURLY BASIC RATE OF PAY	HOURLY FRINGE BENEFITS	TOTAL
CODE	TRADE OR OCCUPATION	\$	\$	\$
301	General Laborer Future Increase(s): Add \$1.00/hr eff. 06/01/2016; Add \$1.00/hr eff. 06/01/2017 Premium Increase(s): Add \$.10/hr for topman, air tool operator, vibrator or tamper operator (mechanical hand operated), chain saw operator and demolition burning torch laborer; Add \$.15/hr for bituminous worker (raker and luteman), formsetter (curb, sidewalk and pavement) and strike off man; Add \$.20/hr for blaster and powderman; Add \$.25/hr for bottomman; Add \$.35/hr for line and grade specialist; Add \$.45/hr for pipelayer. / DOT PREMIUMS: 1) Pay two times the hourly basic rate on Sunday, New Year's Day, Memorial Day, Independence Day, Labor Day, Thanksgiving Day & Christmas Day. 2) Add \$1.25/hr for work on projects involving temporary traffic control setup, for lane and shoulder closures, when work under artificial illumination conditions is necessary as required by the project provisions (including prep time prior to and/or cleanup after such time period).	30.95	15.65	46.60
302	Asbestos Abatement Worker	17.00	4.22	21.22
303	Landscaper Future Increase(s): Add \$1.00/hr eff. 06/01/2016; Add \$1.00/hr eff. 06/01/2017 Premium Increase(s): DOT PREMIUMS: 1) Pay two times the hourly basic rate on Sunday, New Year's Day, Memorial Day, Independence Day, Labor Day, Thanksgiving Day & Christmas Day. 2) Add \$1.25/hr for work on projects involving temporary traffic control setup, for lane and shoulder closures, when work under artificial illumination conditions is necessary as required by the project provisions (including prep time prior to and/or cleanup after such time period).	30.95	15.65	46.60
304	Flagperson or Traffic Control Person Future Increase(s): Add \$1.00/hr eff. 06/01/2016; Add \$1.00/hr eff. 06/01/2017 Premium Increase(s): DOT PREMIUMS: 1) Pay two times the hourly basic rate on Sunday, New Year's Day, Memorial Day, Independence Day, Labor Day, Thanksgiving Day & Christmas Day. 2) Add \$1.25/hr when the Wisconsin Department of Transportation or responsible governing agency requires that work be performed at night under artificial illumination with traffic control and the work is completed after sunset and before sunrise.	27.30	15.65	42.95

Fringe Benefits Must Be Paid On <u>All</u> Hours Worked				
<u>CODE</u>	<u>TRADE OR OCCUPATION</u>	<u>HOURLY BASIC RATE OF PAY</u>	<u>HOURLY FRINGE BENEFITS</u>	<u>TOTAL</u>
		\$	\$	\$
311	Fiber Optic Laborer (Outside, Other Than Concrete Encased)	19.35	0.00	19.35
314	Railroad Track Laborer	17.00	3.96	20.96

**HEAVY EQUIPMENT OPERATORS
AIRPORT PAVEMENT OR STATE HIGHWAY CONSTRUCTION**

Fringe Benefits Must Be Paid On <u>All</u> Hours Worked				
<u>CODE</u>	<u>TRADE OR OCCUPATION</u>	<u>HOURLY BASIC RATE OF PAY</u>	<u>HOURLY FRINGE BENEFITS</u>	<u>TOTAL</u>
		\$	\$	\$
531	Crane, Tower Crane, Pedestal Tower or Derrick, With Boom, Leads &/or Jib Lengths Measuring 176 Ft or Over; Crane, Tower Crane, Pedestal Tower or Derrick, With or Without Attachments, With a Lifting Capacity of Over 100 Tons, Self-Erecting Tower Crane With a Lifting Capacity Of Over 4,000 Lbs., Crane With Boom Dollies; Traveling Crane (Bridge Type). Future Increase(s): Add \$1.30/hr on 6/1/2016; Add \$1.25/hr on 6/1/2017. Premium Increase(s): DOT PREMIUMS: 1) Pay two times the hourly basic rate on Sunday, New Year's Day, Memorial Day, Independence Day, Labor Day, Thanksgiving Day & Christmas Day. 2) Add \$1.50/hr night work premium. See DOT'S website for details about the applicability of this night work premium at: http://wisconsindot.gov/Pages/doing-bus/civil-rights/labornwage/prevailing-wage-compliance.aspx .	38.27	21.85	60.12
532	Backhoe (Track Type) Having a Mfgr.'s Rated Capacity of 130,000 Lbs. or Over; Caisson Rig; Crane, Tower Crane, Portable Tower, Pedestal Tower or Derrick, With Boom, Leads &/or Jib Lengths Measuring 175 Ft or Under; Crane, Tower Crane, Portable Tower, Pedestal Tower or Derrick, With or Without Attachments, With a Lifting Capacity of 100 Tons or Under, Self-Erecting Tower Crane With A Lifting Capacity Of 4,000 Lbs., & Under; Dredge (NOT Performing Work on the Great Lakes); Licensed Boat Pilot (NOT Performing Work on the Great Lakes); Pile Driver. Future Increase(s): Add \$1.30/hr on 6/1/2016; Add \$1.25/hr on 6/1/2017. Premium Increase(s): DOT PREMIUMS: 1) Pay two times the hourly basic rate on Sunday, New Year's Day, Memorial Day, Independence Day, Labor Day, Thanksgiving Day & Christmas Day. 2) Add \$1.50/hr night work premium. See DOT'S website for details about the applicability of this night work premium at: http://wisconsindot.gov/Pages/doing-bus/civil-rights/labornwage/prevailing-wage-compliance.aspx .	37.77	21.85	59.62

Fringe Benefits Must Be Paid On <u>All</u> Hours Worked		HOURLY BASIC RATE OF PAY	HOURLY FRINGE BENEFITS	TOTAL
CODE	TRADE OR OCCUPATION	\$	\$	\$
533	<p>Air Track, Rotary or Percussion Drilling Machine &/or Hammers, Blaster; Asphalt Heater, Planer & Scarifier; Asphalt Milling Machine; Asphalt Screed; Automatic Subgrader (Concrete); Backhoe (Track Type) Having a Mfr.'s Rated Capacity of Under 130,000 Lbs., Backhoe (Mini, 15,000 Lbs. & Under); Bituminous (Asphalt) Plant & Paver, Screed; Boatmen (NOT Performing Work on the Great Lakes); Boring Machine (Directional, Horizontal or Vertical); Bridge (Bidwell) Paver; Bulldozer or Endloader; Concrete Batch Plant, Batch Hopper; Concrete Breaker (Large, Auto, Vibratory/Sonic, Manual or Remote); Concrete Bump Cutter, Grinder, Planing or Grooving Machine; Concrete Conveyor System; Concrete Laser/Screed; Concrete Paver (Slipform); Concrete Pump, Concrete Conveyor (Rotec or Bidwell Type); Concrete Slipform Placer Curb & Gutter Machine; Concrete Spreader & Distributor; Crane (Carry Deck, Mini) or Truck Mounted Hydraulic Crane (10 Tons or Under); Crane With a Lifting Capacity of 25 Tons or Under; Forestry Equipment, Timbco, Tree Shear, Tub Grinder, Processor; Gradall (Cruz-Aire Type); Grader or Motor Patrol; Grout Pump; Hydro-Blaster (10,000 PSI or Over); Loading Machine (Conveyor); Material or Stack Hoist; Mechanic or Welder; Milling Machine; Post Hole Digger or Driver; Roller (Over 5 Ton); Scraper (Self Propelled or Tractor Drawn) 5 cu yds or More Capacity; Shoulder Widener; Sideboom; Skid Rig; Stabilizing or Concrete Mixer (Self-Propelled or 14S or Over); Straddle Carrier or Travel Lift; Tractor (Scraper, Dozer, Pusher, Loader); Tractor or Truck Mounted Hydraulic Backhoe; Trencher (Wheel Type or Chain Type); Tube Finisher; Tugger (NOT Performing Work on the Great Lakes); Winches & A-Frames.</p> <p>Future Increase(s): Add \$1.30/hr on 6/1/2016; Add \$1.25/hr on 6/1/2017.</p> <p>Premium Increase(s): DOT PREMIUMS: 1) Pay two times the hourly basic rate on Sunday, New Year's Day, Memorial Day, Independence Day, Labor Day, Thanksgiving Day & Christmas Day. 2) Add \$1.50/hr night work premium. See DOT'S website for details about the applicability of this night work premium at: http://wisconsindot.gov/Pages/doing-bus/civil-rights/labornwage/prevailing-wage-compliance.aspx.</p>	37.27	21.85	59.12

Fringe Benefits Must Be Paid On All Hours Worked		HOURLY BASIC RATE OF PAY	HOURLY FRINGE BENEFITS	TOTAL
CODE	TRADE OR OCCUPATION	\$	\$	\$
534	<p>Belting, Burlap, Texturing Machine; Broom or Sweeper; Compactor (Self-Propelled or Tractor Mounted, Towed & Light Equipment); Concrete Finishing Machine (Road Type); Environmental Burner; Farm or Industrial Type Tractor; Fireman (Asphalt Plant, Pile Driver & Derrick NOT Performing Work on the Great Lakes); Forklift; Greaser; Hoist (Tugger, Automatic); Jeep Digger; Joint Sawyer (Multiple Blade); Launch (NOT Performing Work on the Great Lakes); Lift Slab Machine; Mechanical Float; Mulcher; Power Subgrader; Robotic Tool Carrier (With or Without Attachments); Roller (Rubber Tire, 5 Ton or Under); Self Propelled Chip Spreader; Shouldering Machine; Skid Steer Loader (With or Without Attachments); Telehandler; Tining or Curing Machine.</p> <p>Future Increase(s): Add \$1.30/hr on 6/1/2016; Add \$1.25/hr on 6/1/2017.</p> <p>Premium Increase(s): DOT PREMIUMS: 1) Pay two times the hourly basic rate on Sunday, New Year's Day, Memorial Day, Independence Day, Labor Day, Thanksgiving Day & Christmas Day. 2) Add \$1.50/hr night work premium. See DOT'S website for details about the applicability of this night work premium at: http://wisconsindot.gov/Pages/doing-bus/civil-rights/labornwage/prevaling-wage-compliance.aspx.</p>	37.01	21.85	58.86
535	<p>Air Compressor (&/or 400 CFM or Over); Air, Electric or Hydraulic Jacking System; Augers (Vertical & Horizontal); Automatic Belt Conveyor & Surge Bin; Boiler (Temporary Heat); Concrete Proportioning Plant; Crusher, Screening or Wash Plant; Generator (&/or 150 KW or Over); Heaters (Mechanical); High Pressure Utility Locating Machine (Daylighting Machine); Mudjack; Oiler; Prestress Machine; Pug Mill; Pump (3 Inch or Over) or Well Points; Rock, Stone Breaker; Screed (Milling Machine); Stump Chipper; Tank Car Heaters; Vibratory Hammer or Extractor, Power Pack.</p> <p>Future Increase(s): Add \$1.30/hr on 6/1/2016; Add \$1.25/hr on 6/1/2017.</p> <p>Premium Increase(s): DOT PREMIUMS: 1) Pay two times the hourly basic rate on Sunday, New Year's Day, Memorial Day, Independence Day, Labor Day, Thanksgiving Day & Christmas Day. 2) Add \$1.50/hr night work premium. See DOT'S website for details about the applicability of this night work premium at: http://wisconsindot.gov/Pages/doing-bus/civil-rights/labornwage/prevaling-wage-compliance.aspx.</p>	36.72	21.85	58.57
536	Fiber Optic Cable Equipment.	29.50	0.68	30.18
537	Work Performed on the Great Lakes Including Diver; Wet Tender or Hydraulic Dredge Engineer.	41.65	21.71	63.36
538	Work Performed on the Great Lakes Including 70 Ton & Over Tug Operator; Assistant Hydraulic Dredge Engineer; Crane or Backhoe Operator; Hydraulic Dredge Leverman or Diver's Tender; Mechanic or Welder.	41.65	21.71	63.36

Fringe Benefits Must Be Paid On <u>All</u> Hours Worked				
<u>CODE</u>	<u>TRADE OR OCCUPATION</u>	<u>HOURLY BASIC RATE OF PAY</u>	<u>HOURLY FRINGE BENEFITS</u>	<u>TOTAL</u>
		\$	\$	\$
539	Work Performed on the Great Lakes Including Deck Equipment Operator or Machineryman (Maintains Cranes Over 50 Tons or Backhoes 115,000 Lbs. or More); Tug, Launch or Loader, Dozer or Like Equipment When Operated on a Barge, Breakwater Wall, Slip, Dock or Scow, Deck Machinery.	36.72	21.15	57.87
540	Work Performed on the Great Lakes Including Deck Equipment Operator, Machineryman or Fireman (Operates 4 Units or More or Maintains Cranes 50 Tons or Under or Backhoes 115,000 Lbs. or Under); Deck Hand, Deck Engineer or Assistant Tug Operator; Off Road Trucks-Great Lakes ONLY.	36.72	21.15	57.87

LOCAL STREET OR MISCELLANEOUS PAVING CONSTRUCTION
--

Includes roads, streets, alleys, trails, bridges, paths, racetracks, parking lots and driveways (except residential or agricultural), public sidewalks or other similar projects (excluding projects awarded by the Wisconsin Department of Transportation).

SKILLED TRADES

CODE	TRADE OR OCCUPATION	HOURLY BASIC RATE OF PAY	HOURLY FRINGE BENEFITS	TOTAL
		\$	\$	\$
103	Bricklayer, Blocklayer or Stonemason	32.82	18.67	51.49
105	Carpenter Future Increase(s): Add \$1.42/hr on 6/1/2016. Premium Increase(s): DOT PREMIUM: Pay two times the hourly basic rate on Sunday, New Year's Day, Memorial Day, Independence Day, Labor Day, Thanksgiving Day & Christmas Day.	33.02	17.12	50.14
107	Cement Finisher Future Increase(s): Add \$1.75 on 6/1/16. Premium Increase(s): DOT PREMIUMS: 1) Pay two times the hourly basic rate on Sunday, New Year's Day, Memorial Day, Independence Day, Labor Day, Thanksgiving Day & Christmas Day. 2) Add \$1.40/hr when the Wisconsin Department of Transportation or responsible governing agency requires that work be performed at night under artificial illumination with traffic control and the work is completed after sunset and before sunrise.	35.97	17.85	53.82
109	Electrician Future Increase(s): Add \$1.25/hr on 6/1/16. Premium Increase(s): DOT PREMIUM: Pay two times the hourly basic rate on Sunday, New Year's Day, Memorial Day, Independence Day, Labor Day, Thanksgiving Day & Christmas Day.	35.75	19.97	55.72
111	Fence Erector	18.72	5.78	24.50
116	Ironworker	32.50	20.58	53.08
118	Line Constructor (Electrical)	40.81	18.06	58.87
124	Painter	26.70	16.65	43.35
125	Pavement Marking Operator	30.00	18.81	48.81
126	Piledriver Future Increase(s): Add \$1.44/hr on 6/1/2016. Premium Increase(s): DOT PREMIUM: Pay two times the hourly basic rate on Sunday, New Year's Day, Memorial Day, Independence Day, Labor Day, Thanksgiving Day & Christmas Day.	33.56	17.12	50.68

Fringe Benefits Must Be Paid On <u>All</u> Hours Worked		HOURLY BASIC RATE OF PAY	HOURLY FRINGE BENEFITS	TOTAL
CODE	TRADE OR OCCUPATION	\$	\$	\$
133	Rofer or Waterproofer	29.65	1.71	31.36
137	Teledata Technician or Installer	22.50	12.74	35.24
143	Tuckpointer, Caulker or Cleaner	32.82	18.67	51.49
144	Underwater Diver (Except on Great Lakes)	36.74	16.00	52.74
150	Heavy Equipment Operator - ELECTRICAL LINE CONSTRUCTION ONLY	36.73	15.92	52.65
151	Light Equipment Operator -ELECTRICAL LINE CONSTRUCTION ONLY	32.65	15.52	48.17
152	Heavy Truck Driver - ELECTRICAL LINE CONSTRUCTION ONLY	28.57	13.71	42.28
153	Light Truck Driver - ELECTRICAL LINE CONSTRUCTION ONLY	26.53	13.55	40.08
154	Groundman - ELECTRICAL LINE CONSTRUCTION ONLY	21.75	12.97	34.72

TRUCK DRIVERS

Fringe Benefits Must Be Paid On <u>All</u> Hours Worked		HOURLY BASIC RATE OF PAY	HOURLY FRINGE BENEFITS	TOTAL
CODE	TRADE OR OCCUPATION	\$	\$	\$
201	Single Axle or Two Axle	18.00	0.00	18.00
203	Three or More Axle	18.00	0.00	18.00
204	Articulated, Euclid, Dumptor, Off Road Material Hauler Future Increase(s): Add \$1.60/hr on 6/3/2016.	34.69	20.38	55.07
205	Pavement Marking Vehicle	18.00	0.00	18.00
206	Shadow or Pilot Vehicle	18.00	0.00	18.00
207	Truck Mechanic	18.00	0.00	18.00

LABORERS

Fringe Benefits Must Be Paid On <u>All</u> Hours Worked		HOURLY BASIC RATE OF PAY	HOURLY FRINGE BENEFITS	TOTAL
CODE	TRADE OR OCCUPATION	\$	\$	\$
301	General Laborer	26.34	15.17	41.51

Fringe Benefits Must Be Paid On <u>All</u> Hours Worked		HOURLY BASIC RATE OF PAY	HOURLY FRINGE BENEFITS	TOTAL
CODE	TRADE OR OCCUPATION	\$	\$	\$
303	Landscaper Future Increase(s): Add \$1.00/hr eff. 06/01/2016; Add \$1.00/hr eff. 06/01/2017 Premium Increase(s): DOT PREMIUMS: 1) Pay two times the hourly basic rate on Sunday, New Year's Day, Memorial Day, Independence Day, Labor Day, Thanksgiving Day & Christmas Day. 2) Add \$1.25/hr for work on projects involving temporary traffic control setup, for lane and shoulder closures, when work under artificial illumination conditions is necessary as required by the project provisions (including prep time prior to and/or cleanup after such time period).	30.67	15.65	46.32
304	Flagperson or Traffic Control Person	20.92	14.80	35.72
311	Fiber Optic Laborer (Outside, Other Than Concrete Encased)	19.35	0.00	19.35
314	Railroad Track Laborer	17.00	3.96	20.96

**HEAVY EQUIPMENT OPERATORS
CONCRETE PAVEMENT OR BRIDGE WORK**

Fringe Benefits Must Be Paid On <u>All</u> Hours Worked		HOURLY BASIC RATE OF PAY	HOURLY FRINGE BENEFITS	TOTAL
CODE	TRADE OR OCCUPATION	\$	\$	\$
541	Crane, Tower Crane, Pedestal Tower or Derrick, With or Without Attachments, With a Lifting Capacity of Over 100 Tons, Self-Erecting Tower Crane With a Lifting Capacity Of Over 4,000 Lbs., Crane With Boom Dollies; Crane, Tower Crane, Pedestal Tower or Derrick, With Boom, Leads &/or Jib Lengths Measuring 176 Ft or Over; Master Mechanic. Future Increase(s): Add \$1.60/hr on 6/3/2016. Premium Increase(s): Add \$.50/hr for >200 Ton; Add \$1/hr at 300 Ton; Add \$1.50/hr at 400 Ton; Add \$2/hr at 500 Ton & Over.	37.67	20.38	58.05

Fringe Benefits Must Be Paid On All Hours Worked		HOURLY BASIC RATE OF PAY	HOURLY FRINGE BENEFITS	TOTAL
CODE	TRADE OR OCCUPATION	\$	\$	\$
542	<p>Backhoe (Track Type) Having a Mfgr.'s Rated Capacity of 130,000 Lbs. or Over; Caisson Rig; Crane, Tower Crane, Portable Tower, Pedestal Tower or Derrick, With or Without Attachments, With a Lifting Capacity of 100 Tons or Under, Self-Erecting Tower Crane With a Lifting Capacity of 4,000 Lbs. & Under; Crane, Tower Crane Portable Tower, Pedestal Tower or Derrick, With Boom, Leads &/or Jib Lengths Measuring 175 Ft or Under; Dredge (NOT Performing Work on the Great Lakes); Licensed Boat Pilot (NOT Performing Work on the Great Lakes); Pile Driver.</p> <p>Future Increase(s): Add \$1.30/hr on 6/1/2016; Add \$1.25/hr on 6/1/2017.</p> <p>Premium Increase(s): DOT PREMIUMS: 1) Pay two times the hourly basic rate on Sunday, New Year's Day, Memorial Day, Independence Day, Labor Day, Thanksgiving Day & Christmas Day. 2) Add \$1.50/hr night work premium. See DOT'S website for details about the applicability of this night work premium at: http://wisconsindot.gov/Pages/doing-bus/civil-rights/labornwage/prevailing-wage-compliance.aspx.</p>	37.77	21.85	59.62
543	<p>Air Track, Rotary or Percussion Drilling Machine &/or Hammers, Blaster; Automatic Subgrader (Concrete); Backhoe (Track Type) Having a Mfgr.'s Rated Capacity of Under 130,000 Lbs., Backhoe (Mini, 15,000 Lbs. & Under); Boring Machine (Directional, Horizontal or Vertical); Bridge (Bidwell) Paver; Bulldozer or Endloader; Concrete Batch Plant, Batch Hopper; Concrete Breaker (Large, Auto, Vibratory/Sonic, Manual or Remote); Concrete Bump Cutter, Grinder, Planing or Grooving Machine; Concrete Conveyor System; Concrete Laser/Screed; Concrete Paver (Slipform); Concrete Pump, Concrete Conveyor (Rotec or Bidwell Type); Concrete Slipform Placer Curb & Gutter Machine; Concrete Spreader & Distributor; Crane (Carry Deck, Mini) or Truck Mounted Hydraulic Crane (10 Tons or Under); Crane With a Lifting Capacity of 25 Tons or Under; Forestry Equipment, Timbco, Tree Shear, Tub Grinder, Processor; Gradall (Cruz-Aire Type); Grader or Motor Patrol; Grout Pump; Hydro-Blaster (10,000 PSI or Over); Loading Machine (Conveyor); Manhoist; Material or Stack Hoist; Mechanic or Welder; Milling Machine; Post Hole Digger or Driver; Scraper (Self Propelled or Tractor Drawn) 5 cu yds or More Capacity; Shoulder Widener; Sideboom; Skid Rig; Stabilizing or Concrete Mixer (Self-Propelled or 14S or Over); Straddle Carrier or Travel Lift; Tractor (Scraper, Dozer, Pusher, Loader); Tractor or Truck Mounted Hydraulic Backhoe; Trencher (Wheel Type or Chain Type); Tube Finisher; Tugger (NOT Performing Work on the Great Lakes); Winches & A-Frames.</p> <p>Future Increase(s): Add \$1.30/hr on 6/1/2016; Add \$1.25/hr on 6/1/2017.</p> <p>Premium Increase(s): DOT PREMIUMS: 1) Pay two times the hourly basic rate on Sunday, New Year's Day, Memorial Day, Independence Day, Labor Day, Thanksgiving Day & Christmas Day. 2) Add \$1.50/hr night work premium. See DOT'S website for details about the applicability of this night work premium at: http://wisconsindot.gov/Pages/doing-bus/civil-rights/labornwage/prevailing-wage-compliance.aspx.</p>	37.27	21.85	59.12

Fringe Benefits Must Be Paid On All Hours Worked		HOURLY BASIC RATE OF PAY	HOURLY FRINGE BENEFITS	TOTAL
CODE	TRADE OR OCCUPATION	\$	\$	\$
544	Backfiller; Belting, Burlap, Texturing Machine; Broom or Sweeper; Compactor (Self-Propelled or Tractor Mounted, Towed & Light Equipment); Concrete Finishing Machine (Road Type); Environmental Burner; Farm or Industrial Type Tractor; Fireman (Pile Driver & Derrick NOT Performing Work on the Great Lakes); Forklift; Greaser; Jeep Digger; Joint Sawyer (Multiple Blade); Launch (NOT Performing Work on the Great Lakes); Lift Slab Machine; Mechanical Float; Mulcher; Power Subgrader; Robotic Tool Carrier (With or Without Attachments); Self Propelled Chip Spreader; Shouldering Machine; Skid Steer Loader (With or Without Attachments); Telehandler; Tining or Curing Machine. Future Increase(s): Add \$1.30/hr on 6/1/2016; Add \$1.25/hr on 6/1/2017. Premium Increase(s): DOT PREMIUMS: 1) Pay two times the hourly basic rate on Sunday, New Year's Day, Memorial Day, Independence Day, Labor Day, Thanksgiving Day & Christmas Day. 2) Add \$1.50/hr night work premium. See DOT'S website for details about the applicability of this night work premium at: http://wisconsindot.gov/Page s/doing-bus/civil-rights/labornwage/prevaling-wage-compliance.aspx .	37.27	21.85	59.12
545	Air Compressor (&/or 400 CFM or Over); Air, Electric or Hydraulic Jacking System; Automatic Belt Conveyor & Surge Bin; Boiler (Temporary Heat); Concrete Proportioning Plant; Crusher, Screening or Wash Plant; Generator (&/or 150 KW or Over); Heaters (Mechanical); High Pressure Utility Locating Machine (Daylighting Machine); Mudjack; Oiler; Prestress Machine; Pug Mill; Pump (3 Inch or Over) or Well Points; Rock, Stone Breaker; Screed (Milling Machine); Stump Chipper; Tank Car Heaters; Vibratory Hammer or Extractor, Power Pack.	31.62	19.78	51.40
546	Fiber Optic Cable Equipment.	29.50	0.68	30.18
547	Work Performed on the Great Lakes Including Diver; Wet Tender or Hydraulic Dredge Engineer.	41.65	21.71	63.36
548	Work Performed on the Great Lakes Including 70 Ton & Over Tug Operator; Assistant Hydraulic Dredge Engineer; Crane or Backhoe Operator; Hydraulic Dredge Leverman or Diver's Tender; Mechanic or Welder. Future Increase(s): Add \$1.25/hr on 1/1/2017. Premium Increase(s): Add \$.50/hr for Friction Crane, Lattice Boom or Crane Certification (CCO).	44.05	23.24	67.29
549	Work Performed on the Great Lakes Including Deck Equipment Operator or Machineryman (Maintains Cranes Over 50 Tons or Backhoes 115,000 Lbs. or more); Tug, Launch or Loader, Dozer or Like Equipment When Operated on a Barge, Breakwater Wall, Slip, Dock or Scow, Deck Machinery.	36.72	21.15	57.87

550	Work Performed on the Great Lakes Including Deck Equipment Operator; Machineryman or Fireman (Operates 4 Units or More or Maintains Cranes 50 Tons or Under or Backhoes 115,000 Lbs. or Under); Deck Hand, Deck Engineer or Assistant Tug Operator; Off Road Trucks - Great Lakes ONLY.	36.72	21.15	57.87
-----	---	-------	-------	-------

**HEAVY EQUIPMENT OPERATORS
ASPHALT PAVEMENT OR OTHER WORK**

Fringe Benefits Must Be Paid On All Hours Worked

<u>CODE</u>	<u>TRADE OR OCCUPATION</u>	<u>HOURLY BASIC RATE OF PAY</u> \$	<u>HOURLY FRINGE BENEFITS</u> \$	<u>TOTAL</u> \$
551	Crane, Tower Crane, Pedestal Tower or Derrick, With or Without Attachments, With a Lifting Capacity of Over 100 Tons, Self Erecting Tower Crane With a Lifting Capacity of Over 4,000 Lbs., Crane With Boom Dollies; Crane, Tower Crane, Pedestal Tower or Derrick, With Boom, Leads and/or Jib Lengths Measuring 176 Ft or Over; Master Mechanic.	36.67	19.78	56.45
552	Backhoe (Track Type) Having a Mfgr.'s Rated Capacity of 130,000 Lbs. or Over; Caisson Rig; Crane, Tower Crane, Portable Tower, Pedestal Tower or Derrick, With or Without Attachments, With a Lifting Capacity of 100 Tons or Under, Self-Erecting Tower Crane With a Lifting Capacity Of 4,000 Lbs. & Under; Crane, Tower Crane, Portable Tower, Pedestal Tower or Derrick, With Boom, Leads &/or Jib Lengths Measuring 175 Ft or Under; Dredge (NOT Performing Work on the Great Lakes); Licensed Boat Pilot (NOT Performing Work on the Great Lakes); Pile Driver. Future Increase(s): Add \$1.30/hr on 6/1/2016; Add \$1.25/hr on 6/1/2017. Premium Increase(s): DOT PREMIUMS: 1) Pay two times the hourly basic rate on Sunday, New Year's Day, Memorial Day, Independence Day, Labor Day, Thanksgiving Day & Christmas Day. 2) Add \$1.50/hr night work premium. See DOT'S website for details about the applicability of this night work premium at: http://wisconsin.gov/Pages/doing-bus/civil-rights/labornwage/prevailing-wage-compliance.aspx .	37.77	21.85	59.62

Fringe Benefits Must Be Paid On All Hours Worked		HOURLY BASIC RATE OF PAY	HOURLY FRINGE BENEFITS	TOTAL
CODE	TRADE OR OCCUPATION	\$	\$	\$
553	Air, Track, Rotary or Percussion Drilling Machine &/or Hammers, Blaster; Asphalt Heater, Planer & Scarifier; Asphalt Milling Machine; Asphalt Screed; Backhoe (Track Type) Having a Mfgr.'s Rated Capacity of Under 130,000 Lbs., Backhoe (Mini, 15,000 Lbs. & Under); Bituminous (Asphalt) Plant & Paver, Screed; Boring Machine (Directional, Horizontal or Vertical); Bulldozer or Endloader; Concrete Breaker (Large, Auto, Vibratory/Sonic, Manual or Remote); Concrete Conveyor System; Concrete Laser/Screed; Concrete Slipform Placer Curb & Gutter Machine; Crane (Carry Deck, Mini) or Truck Mounted Hydraulic Crane (10 Tons or Under); Crane With a Lifting Capacity of 25 Tons or Under; Forestry Equipment, Timbco, Tree Shear, Tub Grinder, Processor; Gradall (Cruz-Aire Type); Grader or Motor Patrol; Hydro-Blaster (10,000 PSI or Over); Loading Machine (Conveyor); Manhoist; Material or Stack Hoist; Mechanic or Welder; Milling Machine; Post Hole Digger or Driver; Railroad Track Rail Leveling Machine, Tie Placer, Extractor, Tamper, Stone Leveler or Rehabilitation Equipment; Roller (Over 5 Ton); Scraper (Self Propelled or Tractor Drawn) 5 cu yds or More Capacity; Shoulder Widener; Sideboom; Skid Rig; Stabilizing or Concrete Mixer (Self-Propelled or 14S or Over); Tractor (Scraper, Dozer, Pusher, Loader); Tractor or Truck Mounted Hydraulic Backhoe; Trencher (Wheel Type or Chain Type); Tube Finisher; Tugger (NOT Performing Work on the Great Lakes); Winches & A-Frames. Future Increase(s): Add \$1.60/hr on 6/3/2016.	34.69	20.38	55.07
554	Backfiller; Broom or Sweeper; Compactor (Self-Propelled or Tractor Mounted, Towed & Light Equipment); Concrete Finishing Machine (Road Type); Environmental Burner; Farm or Industrial Type Tractor; Fireman (Asphalt Plant, Pile Driver & Derrick NOT Performing Work on the Great Lakes); Forklift; Greaser; Hoist (Tugger, Automatic); Jeep Digger; Joint Sawyer (Multiple Blade); Launch (NOT Performing Work on the Great Lakes); Lift Slab Machine; Mechanical Float; Mulcher; Power Subgrader; Robotic Tool Carrier (With or Without Attachments); Roller (Rubber Tire, 5 Ton or Under); Self-Propelled Chip Spreader; Shouldering Machine; Skid Steer Loader (With or Without Attachments); Telehandler.	36.17	19.19	55.36
555	Air Compressor (&/or 400 CFM or Over); Air, Electric or Hydraulic Jacking System; Augers (Vertical & Horizontal); Automatic Belt Conveyor & Surge Bin; Boiler (Temporary Heat); Crusher, Screening or Wash Plant; Generator (&/or 150 KW or Over); Heaters (Mechanical); High Pressure Utility Locating Machine (Daylighting Machine); Mudjack; Oiler; Prestress Machine; Pug Mill; Pump (3 Inch or Over) or Well Points; Rock, Stone Breaker; Screed (Milling Machine); Stump Chipper; Tank Car Heaters; Vibratory Hammer or Extractor, Power Pack. Future Increase(s): Add \$1.60/hr on 6/3/2016.	32.62	20.38	53.00
556	Fiber Optic Cable Equipment.	29.50	0.68	30.18

RESIDENTIAL OR AGRICULTURAL CONSTRUCTION

Includes single family houses or apartment buildings of no more than four (4) stories in height and all buildings, structures or facilities that are primarily used for agricultural or farming purposes, excluding commercial buildings. For classification purposes, the exterior height of a residential building, in terms of stories, is the primary consideration. All incidental items such as site work, driveways, parking lots, private sidewalks, private septic systems or sewer and water laterals connected to a public system and swimming pools are included within this definition. Residential buildings of five (5) stories and above are NOT included within this definition.

SKILLED TRADES

Fringe Benefits Must Be Paid On <u>All</u> Hours Worked		HOURLY BASIC RATE OF PAY	HOURLY FRINGE BENEFITS	TOTAL
CODE	TRADE OR OCCUPATION	\$	\$	\$
101	Acoustic Ceiling Tile Installer	37.41	0.00	37.41
102	Boilermaker	33.35	28.29	61.64
103	Bricklayer, Blocklayer or Stonemason	32.82	9.93	42.75
104	Cabinet Installer	20.00	0.46	20.46
105	Carpenter	25.39	5.03	30.42
106	Carpet Layer or Soft Floor Coverer	24.04	4.89	28.93
107	Cement Finisher	23.86	3.43	27.29
108	Drywall Taper or Finisher	27.00	0.00	27.00
109	Electrician	20.00	12.47	32.47
110	Elevator Constructor	46.05	27.09	73.14
111	Fence Erector	19.45	4.70	24.15
112	Fire Sprinkler Fitter	33.00	18.96	51.96
113	Glazier	38.27	14.42	52.69
114	Heat or Frost Insulator	17.00	0.00	17.00
115	Insulator (Batt or Blown)	20.00	12.35	32.35
116	Ironworker	24.30	14.25	38.55
117	Lather	25.39	5.03	30.42
119	Marble Finisher	25.72	18.54	44.26
120	Marble Mason	32.82	9.93	42.75
121	Metal Building Erector	13.60	6.57	20.17
123	Overhead Door Installer	18.00	0.00	18.00
124	Painter	26.24	0.00	26.24
125	Pavement Marking Operator	30.00	18.81	48.81

Fringe Benefits Must Be Paid On <u>All</u> Hours Worked		HOURLY BASIC RATE OF PAY	HOURLY FRINGE BENEFITS	TOTAL
CODE	TRADE OR OCCUPATION	\$	\$	\$
129	Plasterer	30.00	9.21	39.21
130	Plumber	30.00	11.56	41.56
132	Refrigeration Mechanic	22.50	9.03	31.53
133	Roofer or Waterproofer	21.00	4.10	25.10
134	Sheet Metal Worker	23.22	5.45	28.67
135	Steamfitter	17.05	0.94	17.99
137	Teledata Technician or Installer	22.50	12.74	35.24
138	Temperature Control Installer	22.50	2.36	24.86
139	Terrazzo Finisher	25.72	18.54	44.26
140	Terrazzo Mechanic	33.67	17.82	51.49
141	Tile Finisher	30.00	0.00	30.00
142	Tile Setter Future Increase(s): Add \$1.45/hr on 6/06/2016.	31.59	19.61	51.20
143	Tuckpointer, Caulker or Cleaner	25.00	2.99	27.99
146	Well Driller or Pump Installer	29.00	0.64	29.64
147	Siding Installer	14.00	0.00	14.00

TRUCK DRIVERS

Fringe Benefits Must Be Paid On <u>All</u> Hours Worked		HOURLY BASIC RATE OF PAY	HOURLY FRINGE BENEFITS	TOTAL
CODE	TRADE OR OCCUPATION	\$	\$	\$
201	Single Axle or Two Axle	16.50	0.50	17.00
203	Three or More Axle	21.53	3.34	24.87
205	Pavement Marking Vehicle	21.53	3.34	24.87
207	Truck Mechanic	21.53	3.34	24.87

LABORERS

Fringe Benefits Must Be Paid On <u>All</u> Hours Worked		HOURLY BASIC RATE OF PAY	HOURLY FRINGE BENEFITS	TOTAL
CODE	TRADE OR OCCUPATION	\$	\$	\$
301	General Laborer	17.20	9.26	26.46
302	Asbestos Abatement Worker	18.00	3.22	21.22

Fringe Benefits Must Be Paid On <u>All</u> Hours Worked		HOURLY BASIC RATE OF PAY	HOURLY FRINGE BENEFITS	TOTAL
CODE	TRADE OR OCCUPATION	\$	\$	\$
303	Landscaper	15.00	4.03	19.03
311	Fiber Optic Laborer (Outside, Other Than Concrete Encased)	19.35	0.00	19.35
315	Final Construction Clean-Up Worker	15.00	0.00	15.00

**HEAVY EQUIPMENT OPERATORS
RESIDENTIAL OR AGRICULTURAL CONSTRUCTION**

Fringe Benefits Must Be Paid On <u>All</u> Hours Worked		HOURLY BASIC RATE OF PAY	HOURLY FRINGE BENEFITS	TOTAL
CODE	TRADE OR OCCUPATION	\$	\$	\$
557	Asphalt Heater, Planer & Scarifier; Asphalt Milling Machine; Asphalt Screed; Backhoe (Track Type); Backhoe (Mini, 15,000 Lbs. & Under); Bituminous (Asphalt) Plant & Paver, Screed; Boring Machine (Directional, Horizontal or Vertical); Bulldozer or Endloader; Concrete Breaker (Large, Auto, Vibratory/Sonic, Manual or Remote); Concrete Bump Cutter, Grinder, Planing or Grooving Machine; Concrete Conveyor System; Concrete Laser/Screed; Concrete Paver (Slipform); Concrete Pump, Concrete Conveyor (Rotec or Bidwell Type); Concrete Slipform Placer Curb & Gutter Machine; Concrete Spreader & Distributor; Crane (Carry Deck, Mini) or Truck Mounted Hydraulic Crane (10 Tons or Under); Crane With a Lifting Capacity of 25 Tons or Under; Crane, Shovel, Dragline, Clamshells; Forestry Equipment, Timbco, Tree Shear, Tub Grinder, Processor; Grader or Motor Patrol; Grout Pump; Hydro-Blaster (10,000 PSI or Over); Loading Machine (Conveyor); Manhoist; Material or Stack Hoist; Mechanic or Welder; Milling Machine; Roller (Over 5 Ton); Scraper (Self Propelled or Tractor Drawn) 5 cu yds or More Capacity; Shoulder Widener; Skid Rig; Stabilizing or Concrete Mixer (Self-Propelled or 14S or Over); Tractor (Scraper, Dozer, Pusher, Loader); Tractor or Truck Mounted Hydraulic Backhoe; Tractor or Truck Mounted Hydraulic Crane (10 Tons or Under); Trencher (Wheel Type or Chain Type); Winches & A-Frames.	34.22	19.55	53.77
558	Air Compressor (&/or 400 CFM or Over); Air, Electric or Hydraulic Jacking System; Backfiller; Belting, Burlap, Texturing Machine; Boiler (Temporary Heat); Broom or Sweeper; Compactor (Self-Propelled or Tractor Mounted, Towed & Light Equipment); Concrete Finishing Machine (Road Type); Farm or Industrial Type Tractor; Forklift; Generator (&/or 150 KW or Over); Heaters (Mechanical); High Pressure Utility Locating Machine (Daylighting Machine); Jeep Digger; Lift Slab Machine; Mulcher; Oiler; Post Hole Digger or Driver; Power Subgrader; Pump (3 Inch or Over) or Well Points; Robotic Tool Carrier (With or Without Attachments); Rock, Stone Breaker; Roller (Rubber Tire, 5 Tons or Under); Screed (Milling Machine); Self Propelled Chip Spreader; Shouldering Machine; Skid Steer Loader (With or Without Attachments); Stump Chipper; Telehandler; Vibratory Hammer or Extractor, Power Pack. Future Increase(s): Add \$1.60/hr on 6/3/2016.	31.99	20.38	52.37

***** END OF RATES *****

THE 2015-17 BUDGET BILL MADE SIGNIFICANT CHANGES TO WISCONSIN'S PREVAILING WAGE LAWS. HOWEVER, THOSE CHANGES DO NOT GO INTO EFFECT UNTIL JANUARY 1, 2017.

During calendar year 2016, DWD will continue to enforce prevailing wage laws for local governmental unit and state agency public works projects under current prevailing wage laws.

2015 Wisconsin Act 55 (the budget bill) repealed the state prevailing wage law for **local governmental units** such as villages, towns, cities, school districts, or sewerage districts effective January 1, 2017. However, if a local governmental unit:

- issues a Request for Bids before January 1, 2017, for a project of public works that is subject to bidding or,
- enters into a contract before January 1, 2017, for a project of public works that is not subject to bidding,

then those public works projects are subject to the current prevailing wage law (§66.0903, Wis. Stats.) through the life of the project. Projects of public works with prevailing wage project determinations issued prior to 2017 continue to be subject to the current prevailing wage law through the life of the project even though the project may have work going on in 2017 or subsequent years.

Contractors working on local governmental unit projects with prevailing wage rate determinations must continue to pay employees the appropriate prevailing wage and maintain required prevailing wage payroll records. For instance, if a contractor is working in 2018 on a public works project with a project determination issued prior to 2017, then the contractor is required to comply with the "old" prevailing wage rate law (§66.0903, Wis. Stats.). After January 1, 2017, DWD will continue to enforce prevailing wage requirements for projects with DWD prevailing wage determinations issued under the "old" prevailing wage laws (§§ 66.0903 & 103.49, Wis. Stats.).

For new public works projects starting on January 1, 2017, state prevailing wage law will only apply to **state agency** and **state highway** projects. Prevailing wage rates applicable to state agencies will be those issued by the U.S. Department of Labor under the Davis-Bacon Act, 40 U.S.C. 3142. The Wisconsin Department of Administration will enforce the new state agency prevailing wage law (§16.856, Wis. Stats.) and the Wisconsin Department of Transportation will continue to enforce prevailing wage on state highway projects (under a law renumbered as §84.062, Wis. Stats.).

POST THE WHITE SHEET

As the public entity receiving this prevailing wage rate determination, **YOU ARE REQUIRED** by law to post the prevailing wage rate determination (i.e., white sheet) in at least one conspicuous and easily accessible place on the project site that is available to all construction workers. The white sheet must remain posted from the onset of the project until all construction labor on the project has been completed.

[See, Wis. Admin. Code §DWD 290.12(1)]

Posting the white sheet inside the general contractor's trailer does not meet this requirement. That placement is not available/accessible to all workers and is not a location over which you have control.

If you have questions about posting, please call (608)266-6861 and ask for prevailing wage intake.

Department of Workforce Development
Equal Rights Division
P.O. Box 8928
Madison, WI 53708-8928
Telephone: (608) 266-6860
Fax: (608) 267-4592
TTY: (608) 264-8752



Scott Walker, Governor
Reginald J. Newson, Secretary

PREVAILING WAGE – Contractors

Any public works project that has a total estimated project cost that equals or exceeds prevailing wage project thresholds requires a prevailing wage rate determination issued by the Department of Workforce Development (DWD). Public works include erecting, constructing, remodeling, repairing, demolishing, alterations, painting and decorating projects for a local governmental unit or state agency. State law excludes minor service or maintenance work, warranty work, or work under a supply-and-installation contract. There is a statutory definition for most of these exclusions. The prevailing wage laws that apply to local governmental units and their contractors are §§66.0903 and 103.503, Wis. Stats. The prevailing wage laws that apply to state agencies and their contractors are §§103.49 and 103.503, Wis. Stats. The applicable administrative rules for all prevailing wage projects are DWD 290 and DWD 294, Wis. Adm. Code. These laws include provisions that apply to all contractors and subcontractors working on prevailing wage projects.

Any contractor or subcontractor working on a local governmental unit or state agency's public works project that equals or exceeds current prevailing wage project thresholds must do all of the following:

- Receive and review the project's prevailing wage rate determination (i.e., white sheet).
- Tell subcontractors the project is subject to state prevailing wage law and include the prevailing wage rate determination in the construction contract, or if there is no written contract, provide a copy of the project determination to each subcontractor.
- Hire subcontractors who do *not* appear on the "Consolidated List of Debarred Contractors."
- Have a written substance abuse testing program in place that fulfills the requirements of §103.503, Wis. Stats., before commencing work on the project.

- Notify subcontractors that if DWD finds that a contractor or subcontractor violated the prevailing wage law, DWD will assess liquidated damages of 100% of the wages owed to employees.
- Apply to DWD for subjourney wage rates prior to employing these individuals on the project.
- Receive and retain a completed Affidavit of Compliance from each subcontractor brought on to the project before providing final payment to those subcontractors.
- Submit a completed Affidavit of Compliance to the contractor who brought the subcontractor on to the project before receiving final payment for the project.
- Maintain payroll records for 3 years that comply with §§66.0903(10)(a) or 103.49(5)(a), Stats. and DWD 274.06.
- Respond to requests from DWD or the project owner to provide payroll records and/or respond to prevailing wage complaints filed by employees or third parties.

For more information, visit the prevailing wage website: http://dwd.wisconsin.gov/er/prevailing_wage_rate/default.htm. For further assistance, call the Equal Rights Division at 608-266-6861 and ask for prevailing wage.